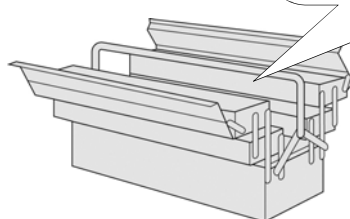
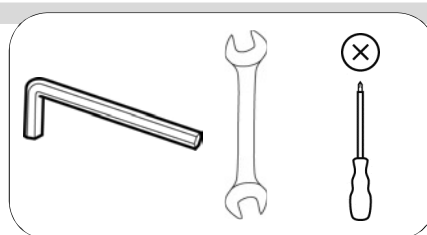



## Tracy



- |                                  |                                       |
|----------------------------------|---------------------------------------|
| <b>D</b> Montageanleitung        | <b>GB</b> Assembly instructions       |
| <b>FR</b> Notice de montage      | <b>NL</b> Handleiding voor de montage |
| <b>CZ</b> Montážní návod         | <b>IT</b> Istruzioni di montaggio     |
| <b>RO</b> Instrucțiuni de montaj | <b>RU</b> инструкция по сборке        |
| <b>PL</b> Instrukcja montażu     | <b>SK</b> Návod na montáž             |
| <b>HU</b> Szerelési útmutató     | <b>TR</b> Montaj talimatı             |




Bei der Montage Kopfteilbrett unbedingt beachten !

**Bettkasten  
Außenseite**

**Teil 4  
Bettseite-  
Innen**

Kopfteilbrett vor der Montage

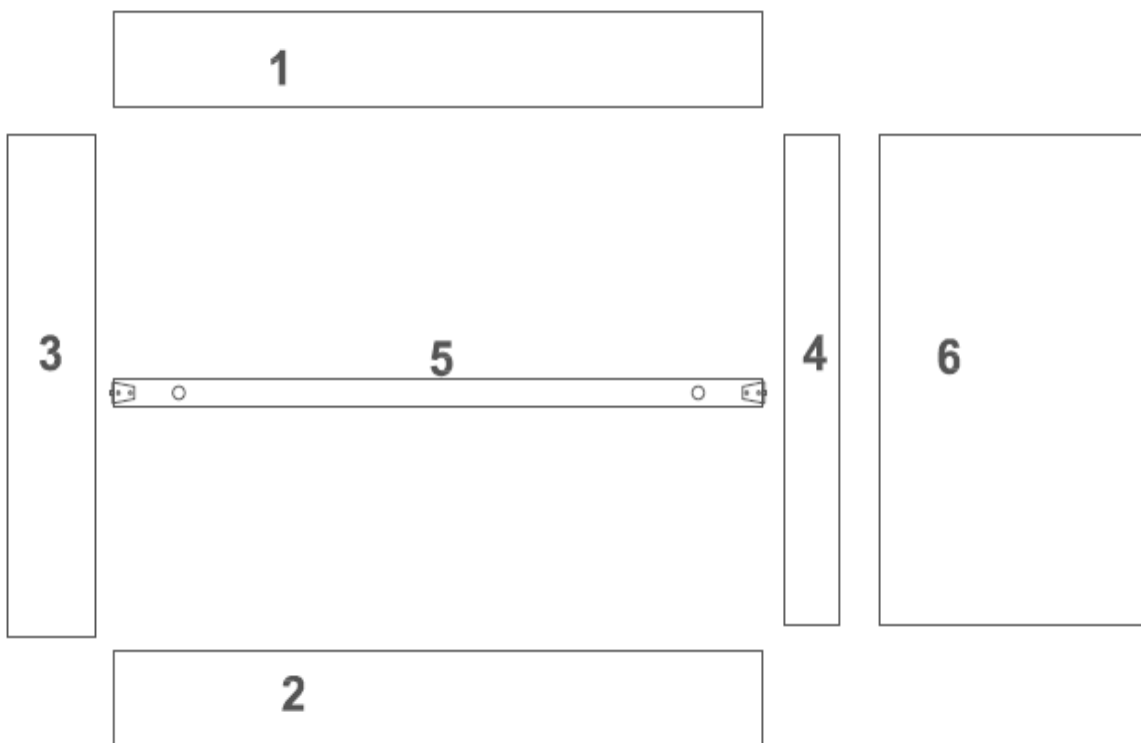


Kopfteilbrett nach der Montage



0  
10  
20  
30  
40  
50  
60  
70  
80  
90  
100  
110  
120  
130  
140  
150  
160  
170  
180  
190  
200

| <b>Service • Assistenza • Dienstverlening • Serwis</b><br><b>Servis • Szerviz • Сервисная служба</b> |                 |
|------------------------------------------------------------------------------------------------------|-----------------|
| Name • Nom • Nome • Naam<br>Nazwa • Jméno • Názov • Név<br>Denumire • İsim • Название                | <b>Tracy DB</b> |
| Nr. • No. • N° • Номер • Č • Sz                                                                      | <b>SH42-50</b>  |
| Typ • Type • Tip • Típus • Tipo<br>Тип                                                               | <b>BK zerl.</b> |
|                                                                                                      |                 |
|                                                                                                      |                 |


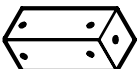



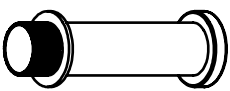


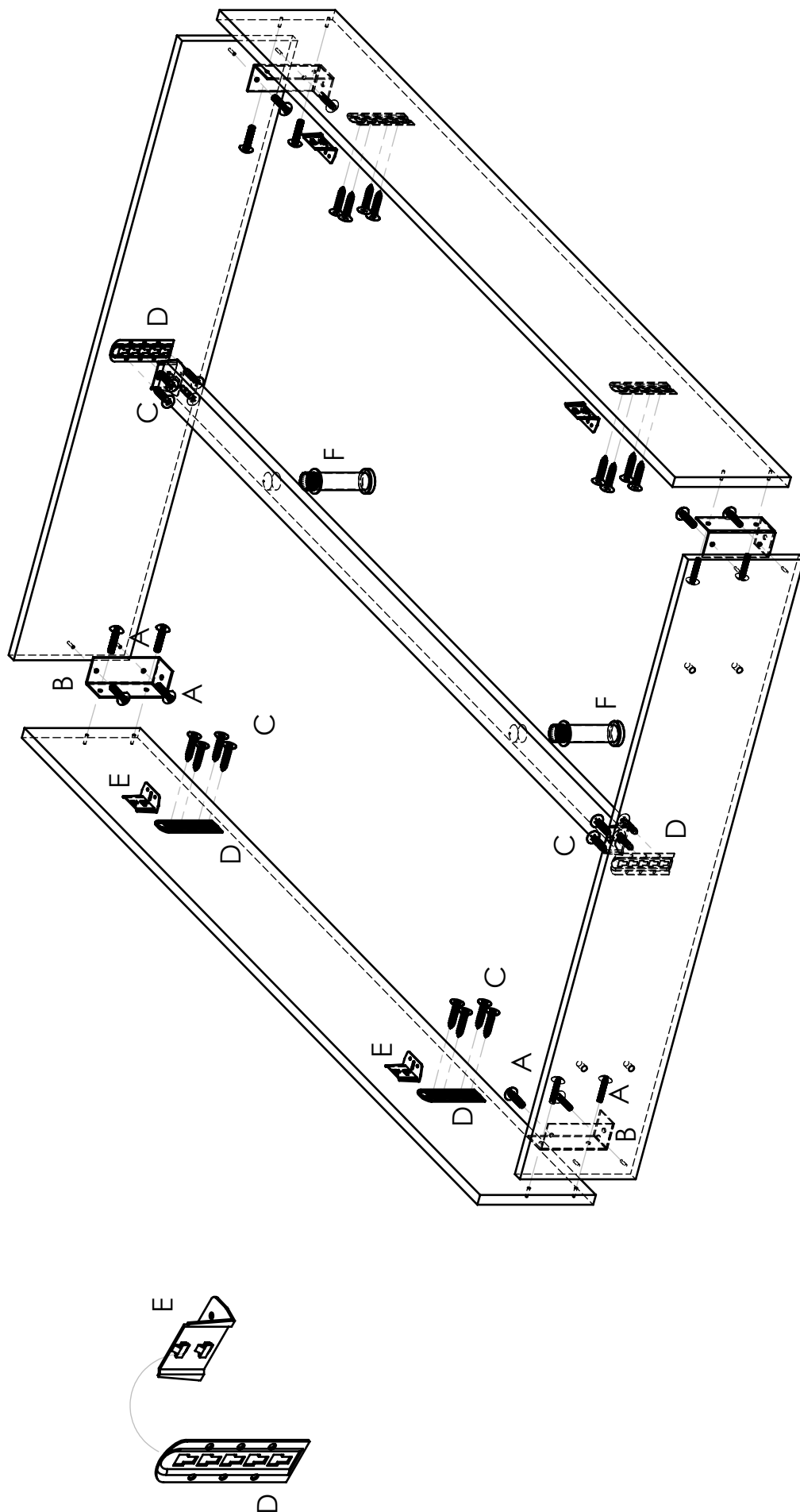
| A        | B  | C          | D  | E  | F  |
|----------|----|------------|----|----|----|
|          |    |            |    |    |    |
| 16x 6x25 | 4x | 24x 3.5x20 | 6x | 4x | 2x |

| G        | H       | I  |
|----------|---------|----|
|          |         |    |
| 4x M8x20 | 4x 8x20 | 4x |

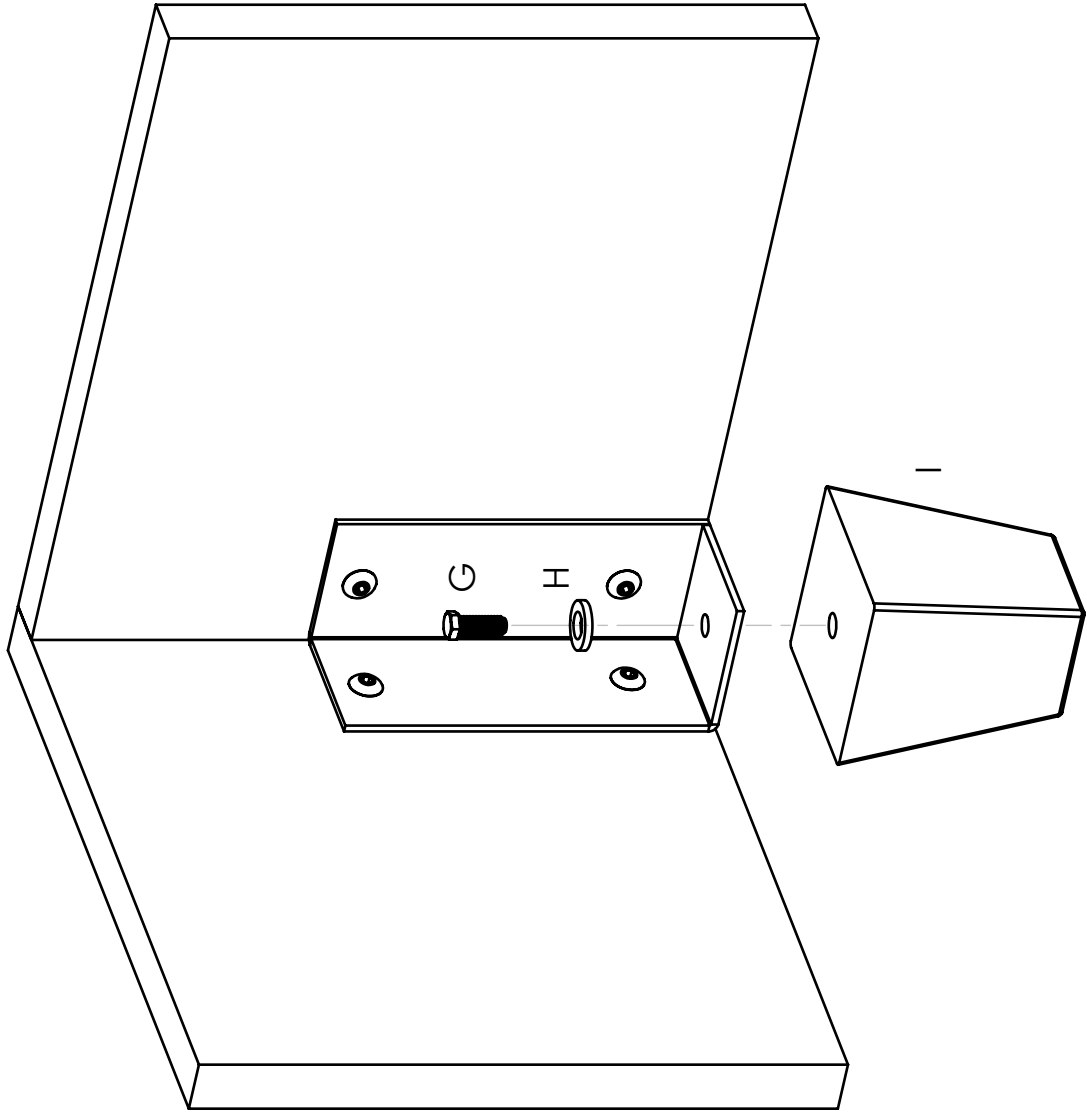
| P       | Q       | R     |
|---------|---------|-------|
|         |         |       |
| 4x 8x60 | 4x 8x40 | 4x MB |

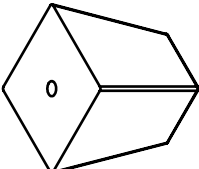
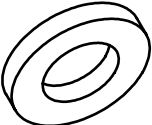
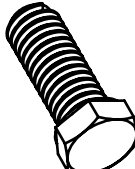


|   |                                                                                     |            |
|---|-------------------------------------------------------------------------------------|------------|
| A |  | 16x 6x25   |
| B |  | 4x         |
| C |  | 24x 3,5x20 |
| D |  | 6x         |
| E |  | 4x         |
| F |    | 2x         |



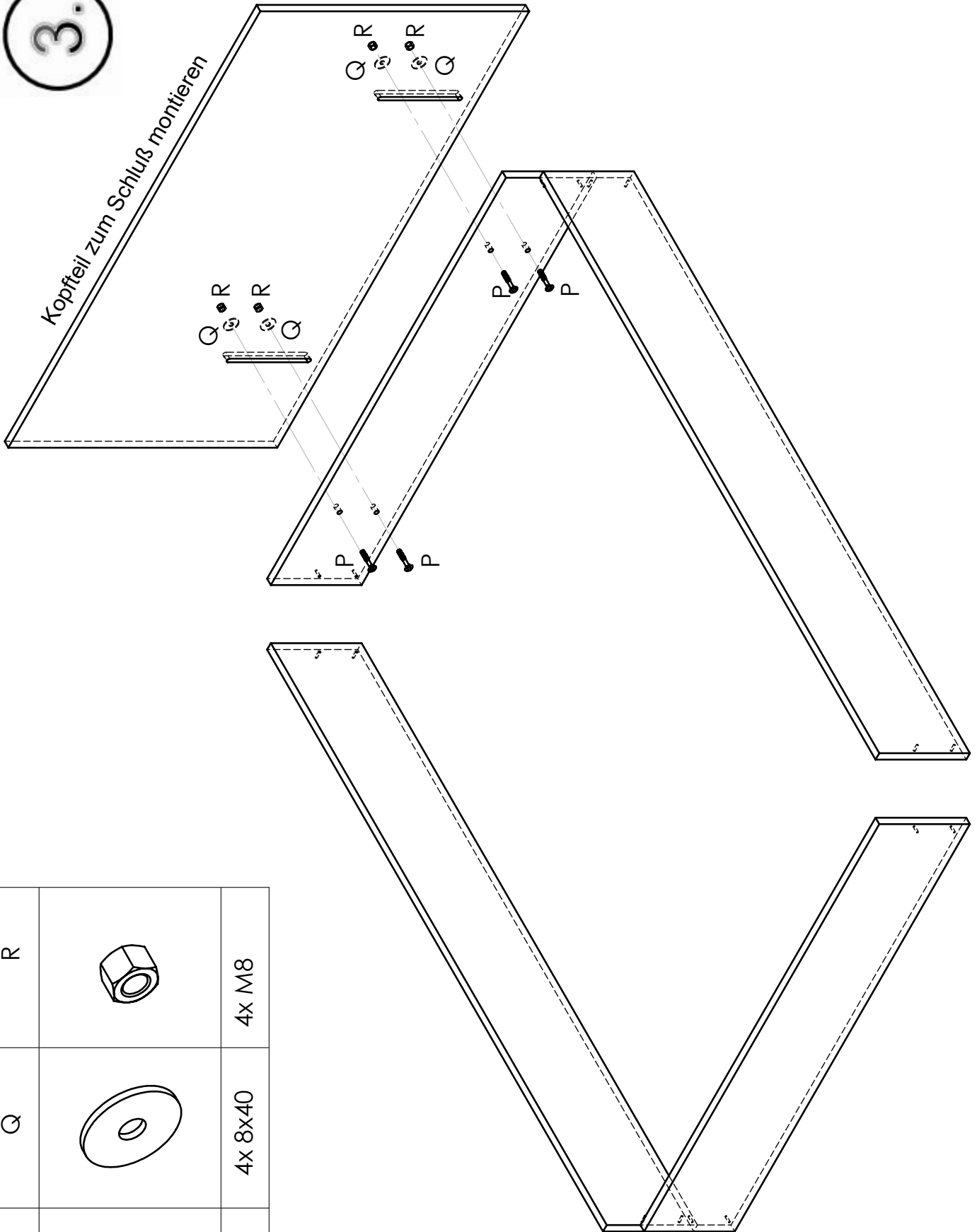
2.

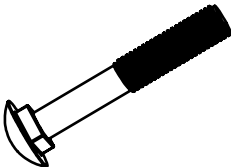
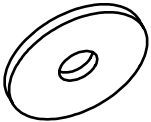



|   |                                                                                     |          |
|---|-------------------------------------------------------------------------------------|----------|
| I |  | 4x       |
| H |  | 4x 8x20  |
| G |  | 4x M8x20 |

3.

Kopfteil zum Schluß montieren



|   |                                                                                     |         |
|---|-------------------------------------------------------------------------------------|---------|
| P |  | 4x 8x60 |
| Q |  | 4x 8x40 |
| R |  | 4x M8   |