

(D)

Die Gummipads (Teil X) befinden sich zusammen mit dem Glas in diesem Karton.

(CZ)

Gumové podložky (část X) jsou v této krabici spolu se sklem.

(GB)

The rubber pads (part X) are in this box together with the glass.

(RO)

Tampoanele de cauciuc (partea X) se află în această cutie împreună cu sticla.

(FR)

Les patins en caoutchouc (partie X) se trouvent dans cette boîte avec le verre.

(HU)

A gumibetétek (X rész) ebben a dobozban vannak az üveggel együtt.

(IT)

I gommini (parte X) sono in questa scatola insieme al vetro.

(SK)

Gumené podložky (časť X) sú v tejto škatuli spolu so sklom.

(NL)

De rubberen pads (deel X) zitten in deze doos samen met het glas.

(TR)

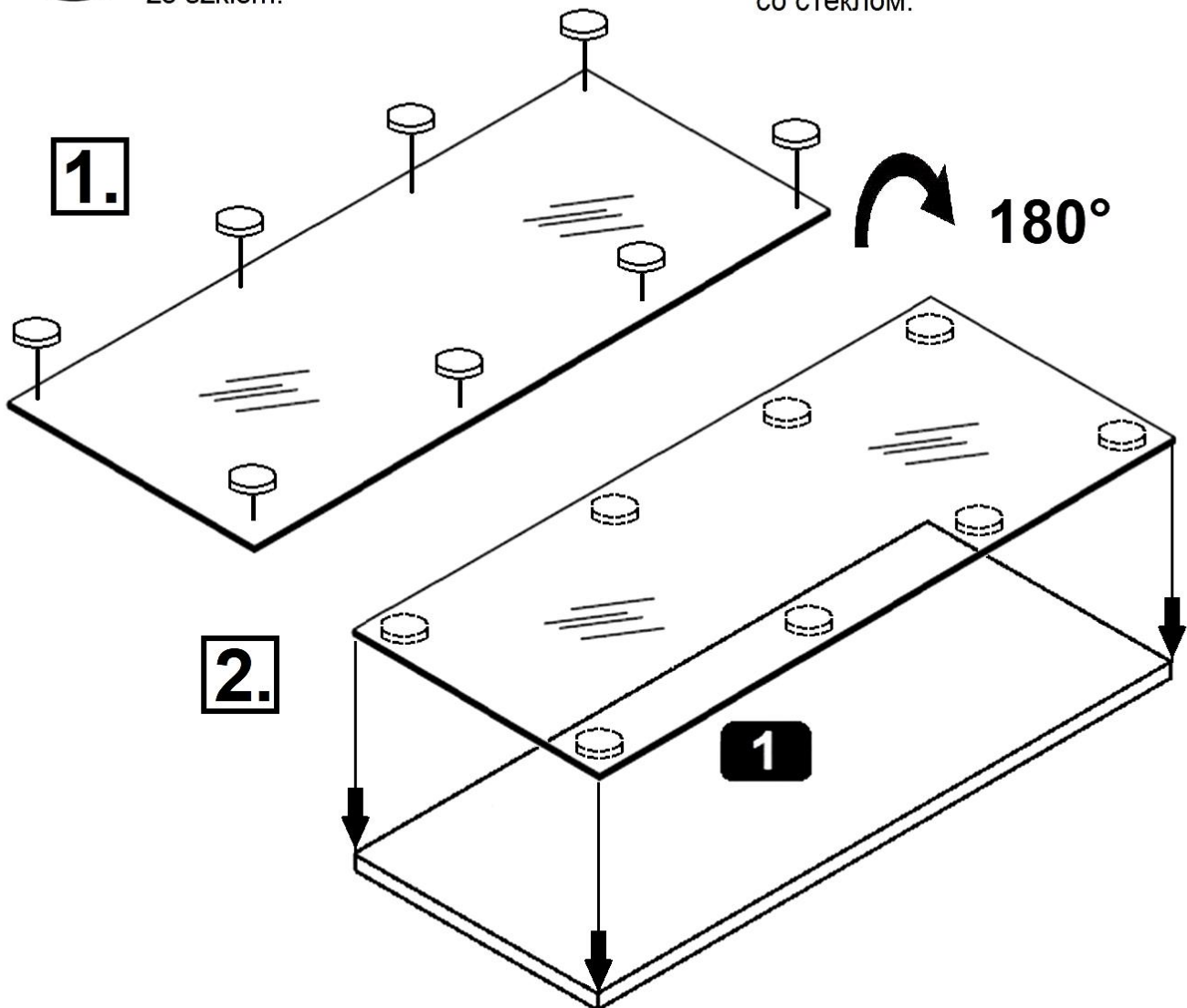
Lastik tamponlar (X parçası) camla birlikte bu kutunun içindedir.

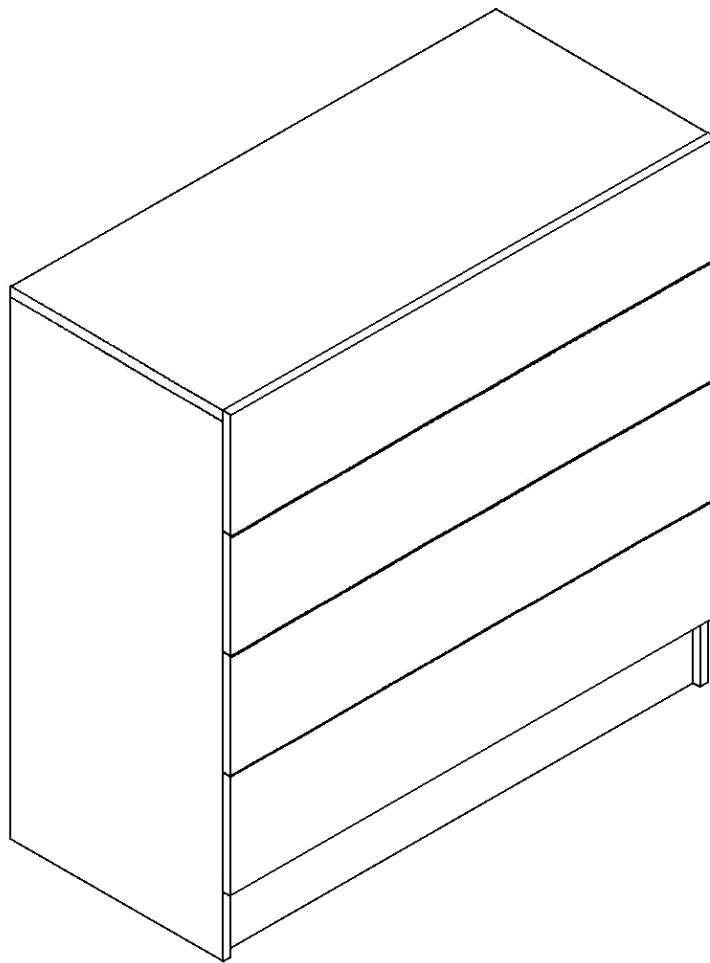
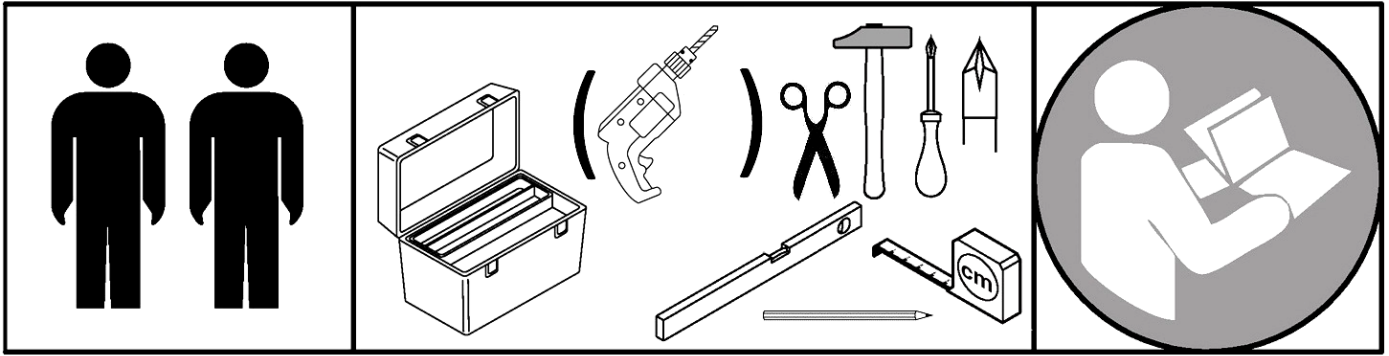
(PL)

Gumowe podkładki (część X) znajdują się w tym pudełku razem ze szkłem.

(RU)

Резиновые прокладки (деталь X) находятся в этой коробке вместе со стеклом.





- (D) Montageanleitung
- (FR) Notice de montage
- (NL) Handleiding voor de montage
- (CZ) Montážní návod
- (HU) Szerelési útmutató
- (GB) Assembly instructions

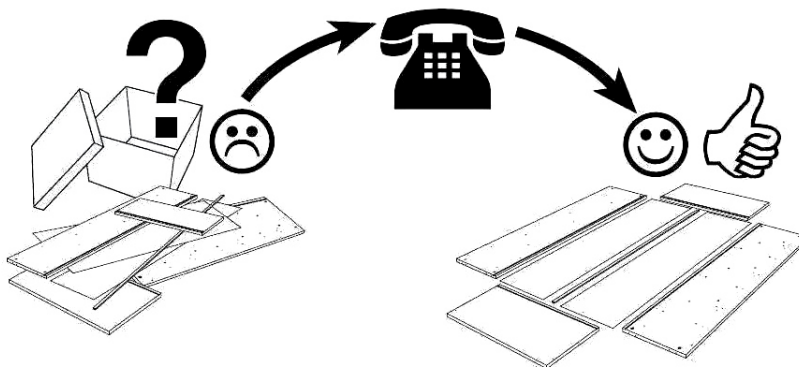
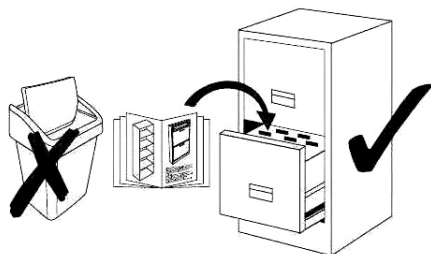
- (TR) Montaj talimatı
- (IT) Istruzioni di montaggio
- (PL) Instrukcja montażu
- (SK) Návod na montáž
- (RO) Instrucțiuni de montaj
- (RU) Инструкция по монтажу

# Service • Assistenza • Dienstverlening • Serwis Servis • Szerviz • Сервисная служба

Name • Nom • Nome • Naam •  
Nazwa • Jméno • Název • Név •  
Denumire • İsim • Название

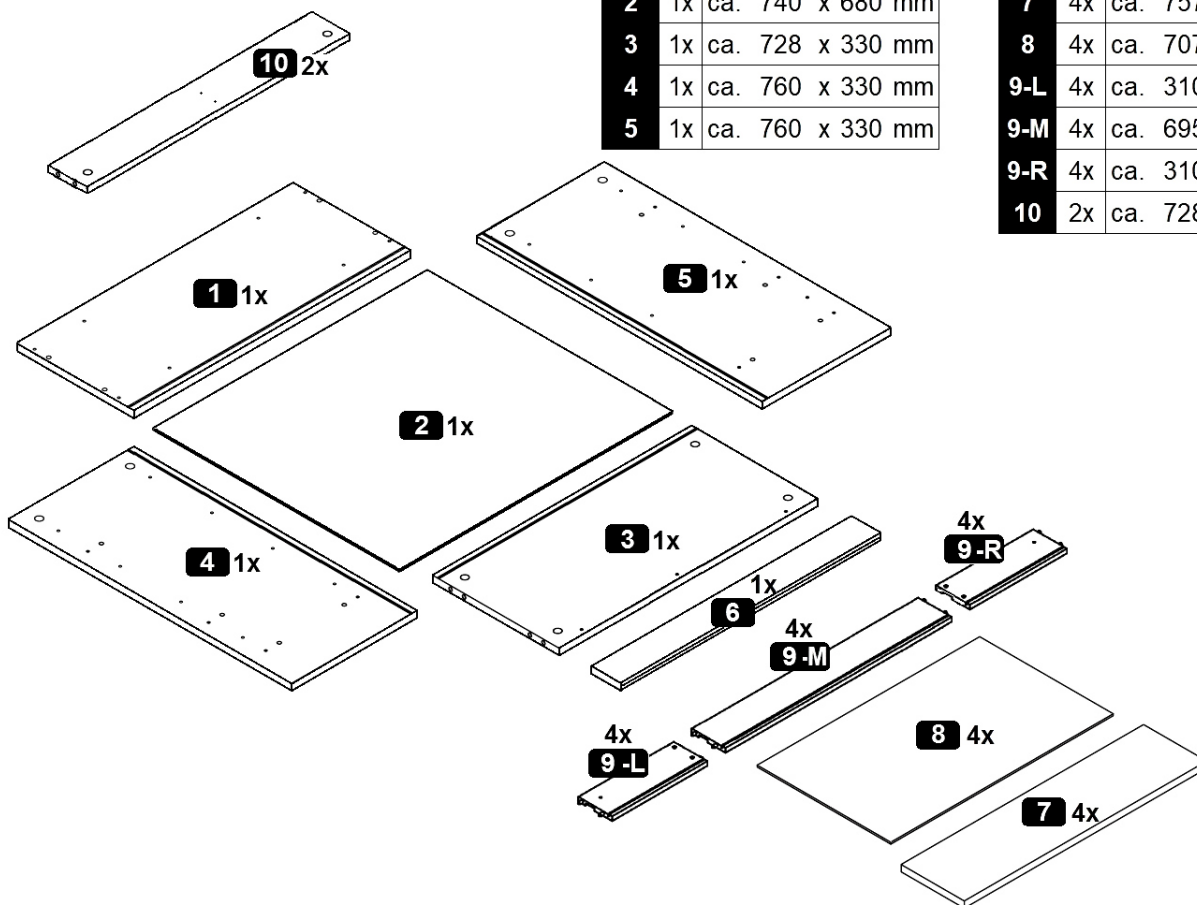
Nr. • No. • N° • Номер • Č • Sz

Typ • Type • Tip • Típus • Тип •  
Тип



1	1x	ca. 759 x 330 mm
2	1x	ca. 740 x 680 mm
3	1x	ca. 728 x 330 mm
4	1x	ca. 760 x 330 mm
5	1x	ca. 760 x 330 mm








6	1x	ca. 728 x 78 mm
7	4x	ca. 757 x 172 mm
8	4x	ca. 707 x 307 mm
9-L	4x	ca. 310 x 88 mm
9-M	4x	ca. 695 x 88 mm
9-R	4x	ca. 310 x 88 mm
10	2x	ca. 728 x 92 mm

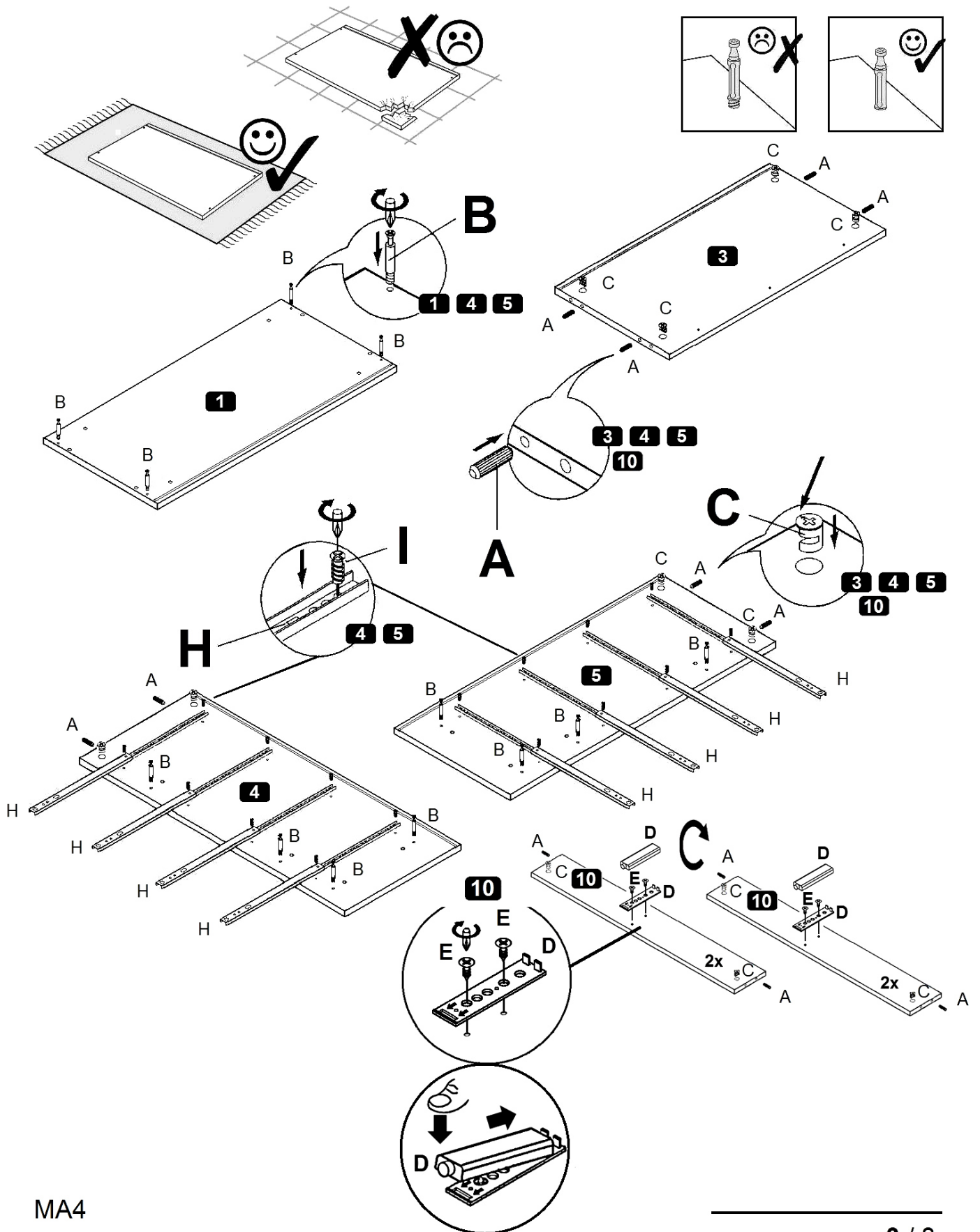


<b>A</b> 8,0 x 30 mm 12x	<b>B</b> 12x	<b>C</b> 12x	<b>D</b> 4x	<b>E</b> 3,9 x 9,5 mm 8x	<b>F</b> 1x	<b>G</b> 3,0 x 40 mm 3x
<b>H</b> 8x	<b>I</b> 6,3 x 13 mm 16x	<b>J</b> M4 x 9 mm 8x	<b>K</b> 4x			



# 1

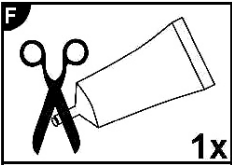
<b>A</b> 8,0 x 30 mm  12x	<b>B</b>  12x	<b>C</b>  12x	<b>D</b>  4x	<b>E</b> 3,9 x 9,5 mm  8x	<b>H</b>  8x	<b>I</b> 6,3 x 13 mm  16x
--	--	--	---	---	---	--




MA4



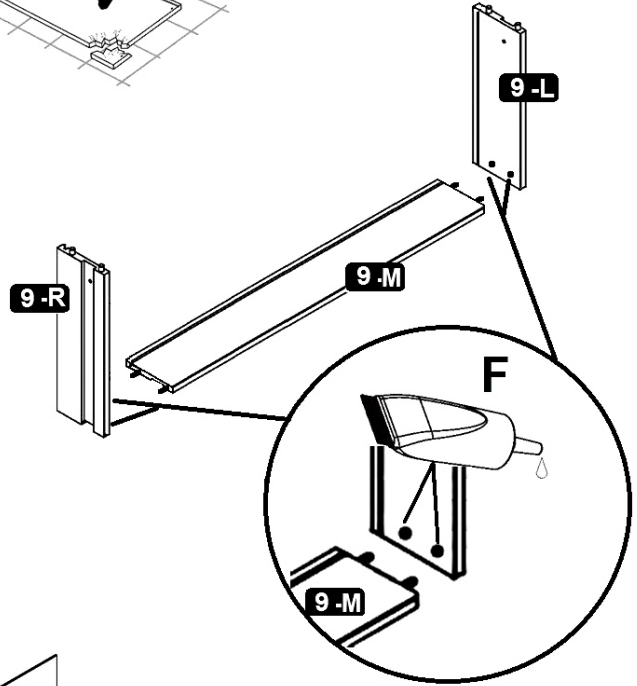
# 2



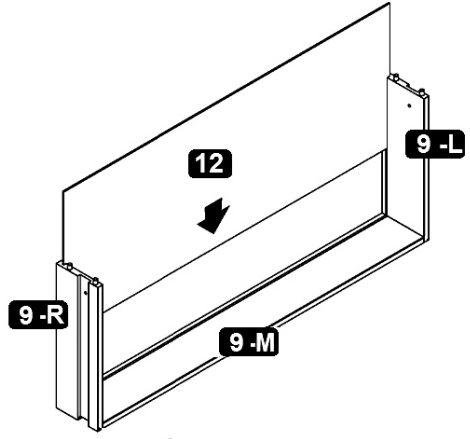
- D Leim
- GB Glue
- FR Colle
- IT Colla
- NL Lijm
- PL Klej
- CZ Lepidlo
- SK Glej
- HU Enyv
- RO Adeziv
- TR Tutkal
- RU Клей



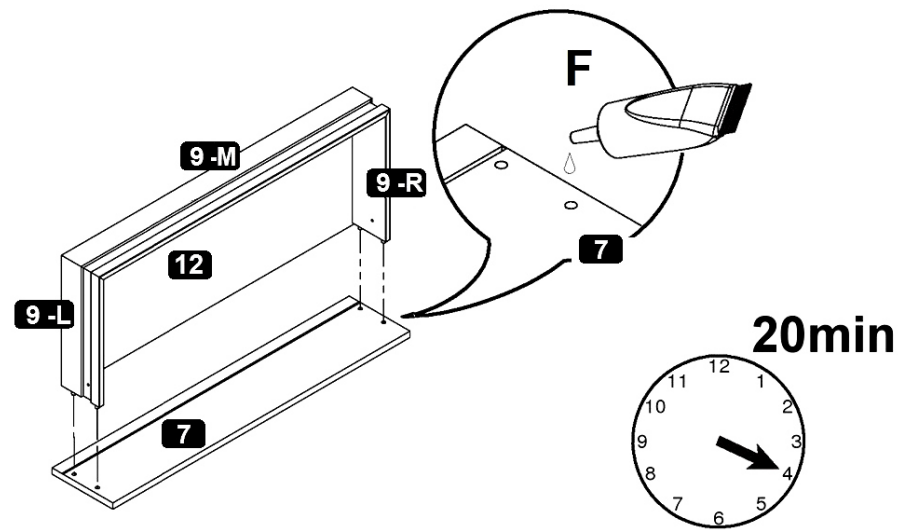
4x



4x

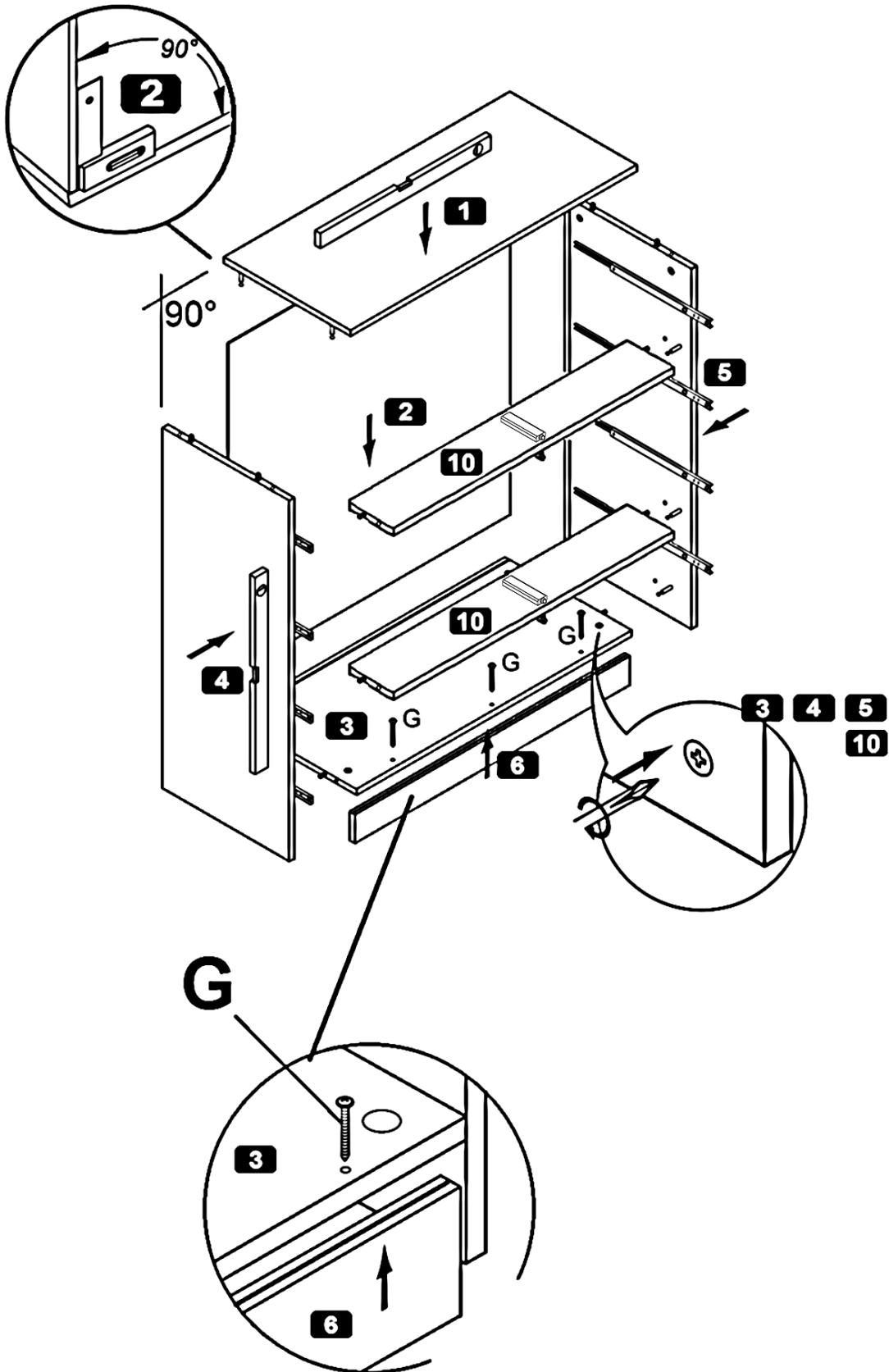


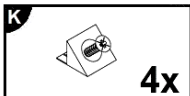
4x



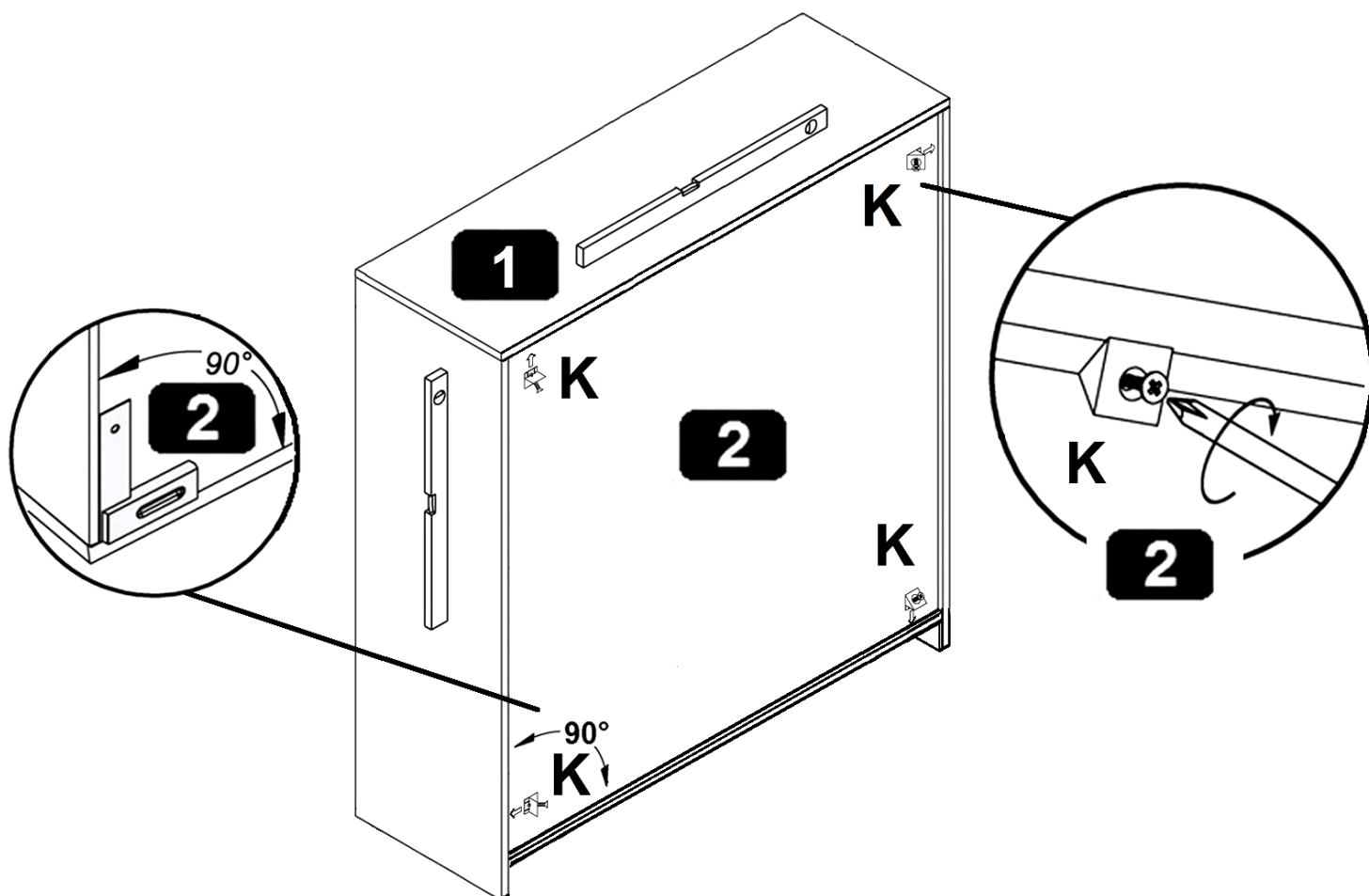
**3**

**G** 3,0 x 40 mm  
**3x**



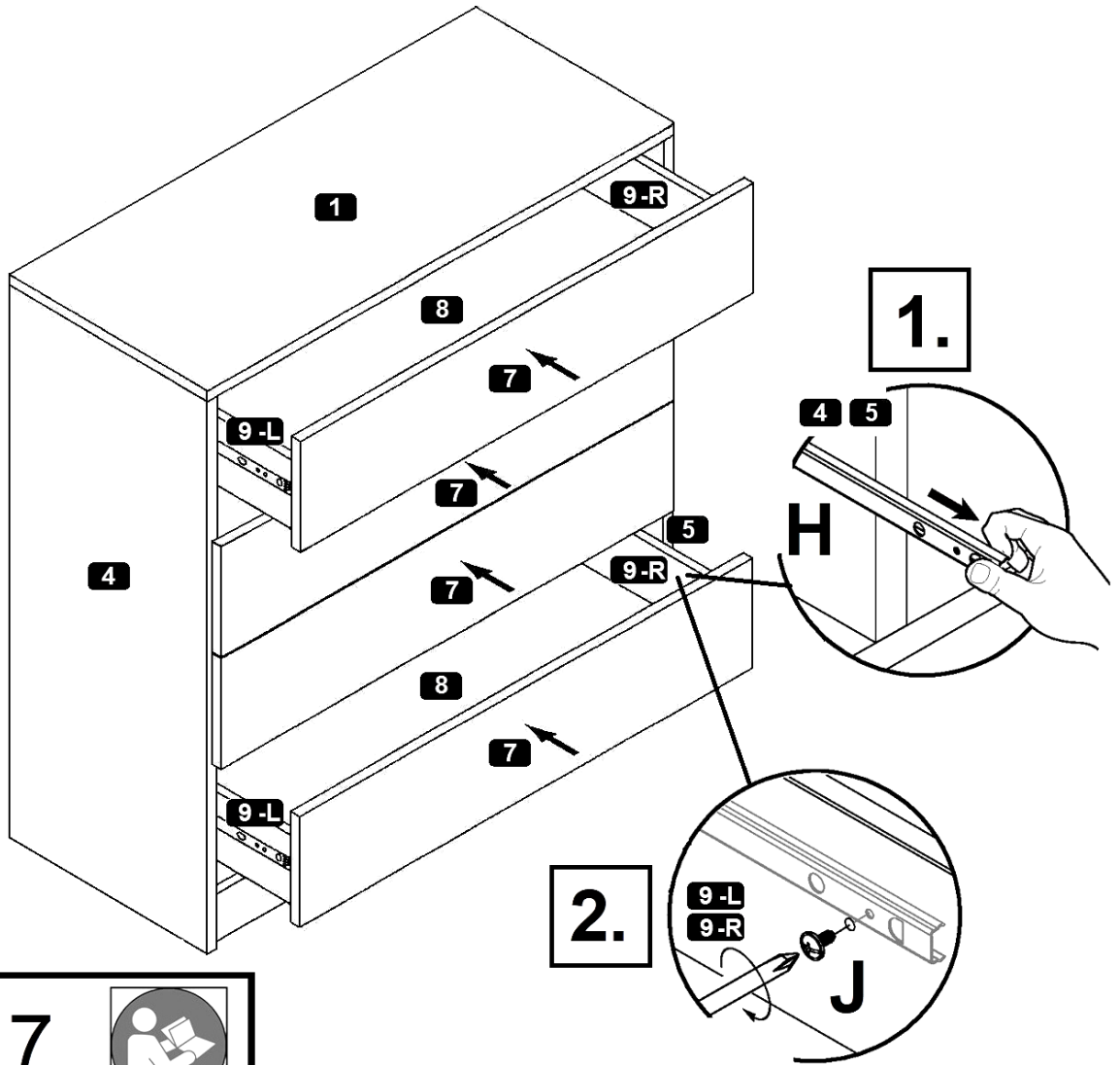
**4**

- (D) Wichtig! Bitte genau hier anbringen!
- (GB) Important! Please attach right here!
- (FR) Important! Veuillez joindre ici!
- (RU) Важно! Пожалуйста, прикрепите прямо здесь!
- (TR) Önemli! Lütfen buraya ekleyin!
- (IT) ! importante Si prega di allegare proprio qui!
- (NL) Belangrijk! Voeg hier toe!
- (PL) Ważne! Dołącz tutaj!
- (CZ) Důležité! Připojte se prosím zde!
- (RO) Important! Vă rugăm să atașați chiar aici!
- (HU) Fontos! Kérjük, csatolja ide!
- (SK) Dôležité! Pripojte, prosím, tu!



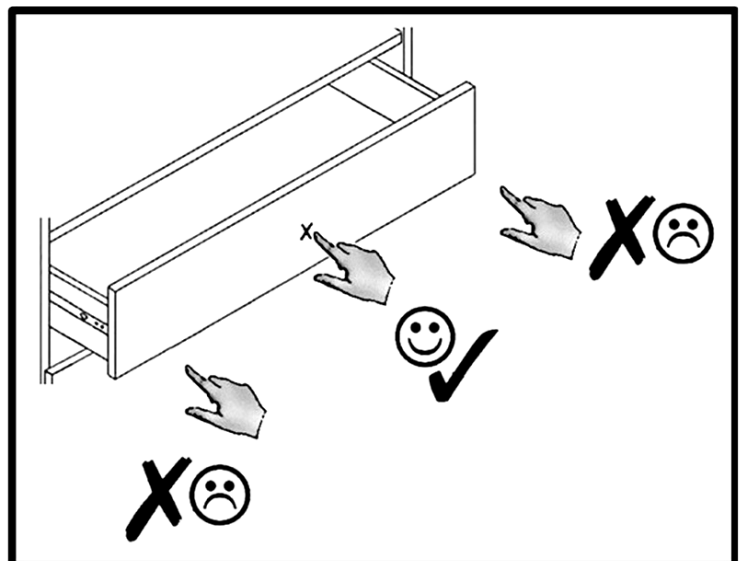
**5**

M4 x 9 mm  
8x




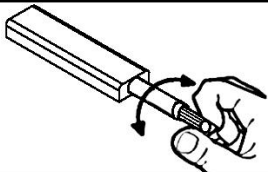

**➔ 7 / 7**

(D) Push-To-Open einstellen  
 (GB) Adjusting the Push-To-Open  
 (FR) Régler les Push-To-Open  
 (IT) Sistemare Push-To-Open  
 (NL) Push-To-Open instellen  
 (PL) Nastawić Push-To-Open  
 (CZ) Vyrovnajte Push-To-Open  
 (RO) Nastavenie Push-To-Open  
 (HU) Állítsa be az Push-To-Open  
 (SK) Reglare Push-To-Open  
 (TR) Push-To-Open ayarlanması  
 (RU) Регулировка Push-To-Open






**6**

		
<b>(D)</b> Push-To-Open einstellen	<b>(CZ)</b> Vyrovnajte Push-To-Open	
<b>(GB)</b> Adjusting the Push-To-Open	<b>(RO)</b> Nastavenie Push-To-Open	
<b>(FR)</b> Régler les Push-To-Open	<b>(HU)</b> Állítsa be az Push-To-Open	
<b>(IT)</b> Sistemare Push-To-Open	<b>(SK)</b> Reglare Push-To-Open	
<b>(NL)</b> Push-To-Open instellen	<b>(TR)</b> Push-To-Open ayarlanması	
<b>(PL)</b> Nastawić Push-To-Open	<b>(RU)</b> Регулировка Push-To-Open	

**1.**



**2.**

