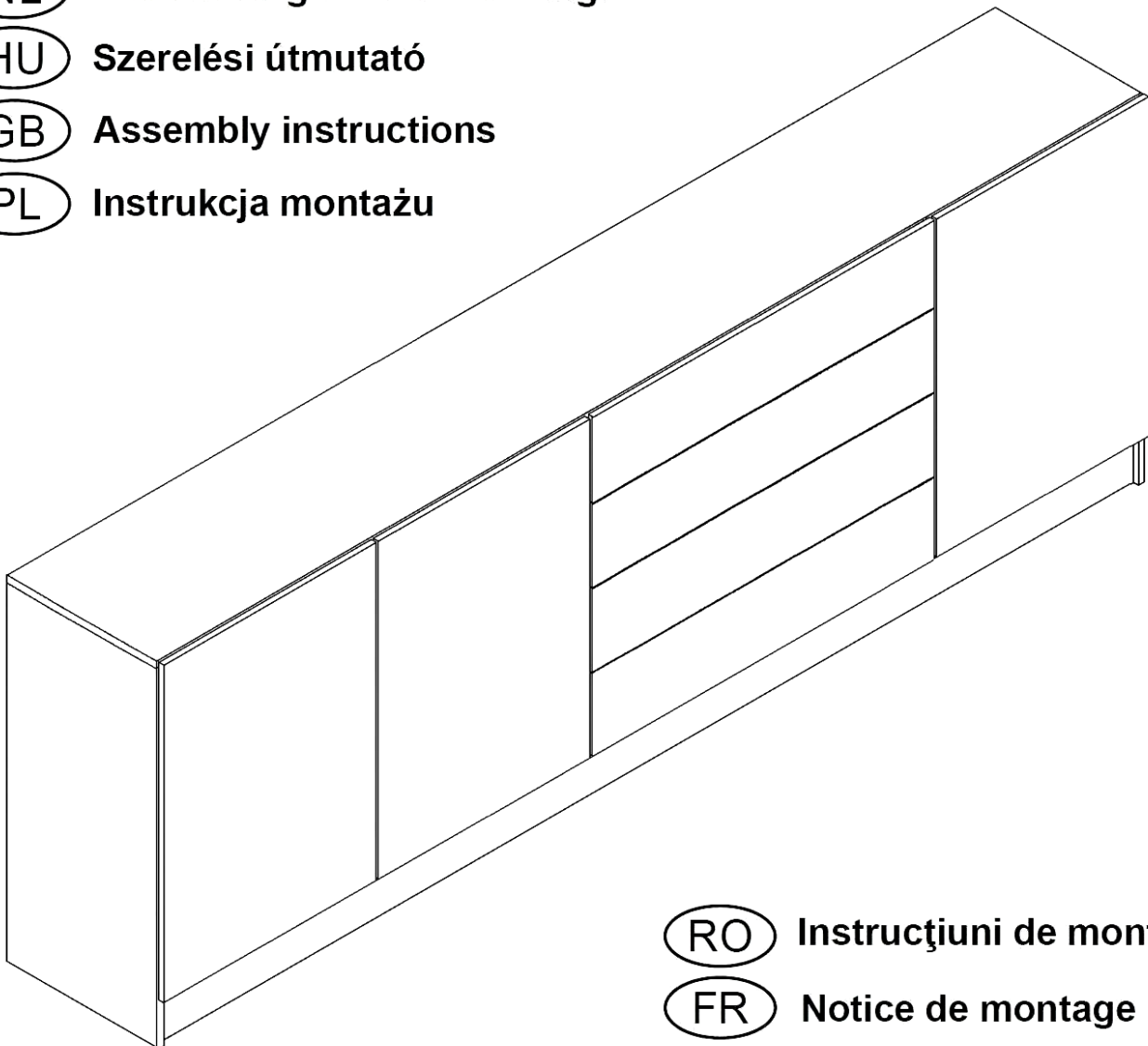


- (D) **Montageanleitung**
- (NL) **Handleiding voor de montage**
- (HU) **Szerelési útmutató**
- (GB) **Assembly instructions**
- (PL) **Instrukcja montażu**



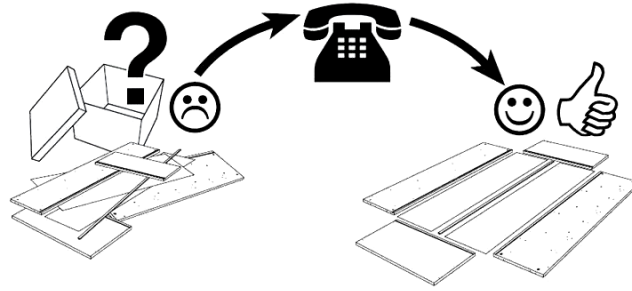
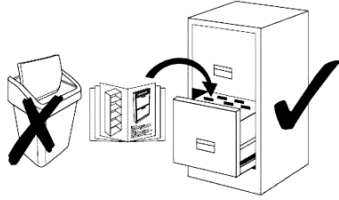
- (RO) **Instrucțiuni de montaj**
- (FR) **Notice de montage**
- (CZ) **Montážní návod**
- (TR) **Montaj talimatı**
- (IT) **Istruzioni di montaggio**
- (SK) **Návod na montáž**
- (RU) **Инструкция по монтажу**

**Service • Assistenza • Dienstverlening • Serwis  
Servis • Szerviz • Сервисная служба**

Name • Nom • Nome • Naam •  
Nazwa • Jméno • Názov • Név •  
Denumire • Ísim • Название

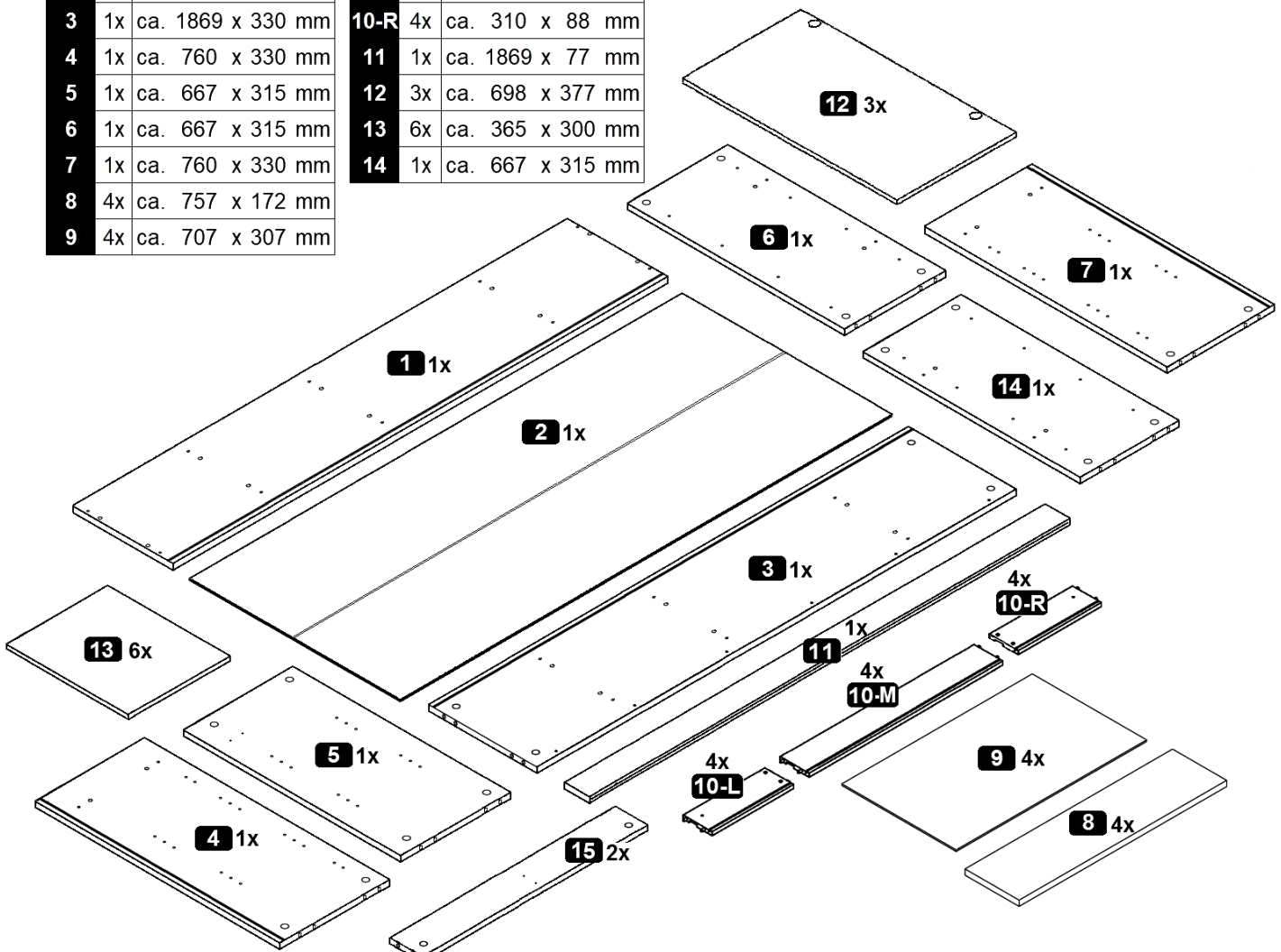
Nr. • No. • N° • Номер • Č • Sz

Typ • Type • Tip • Típus • Tipo •  
Тип



<b>1</b>	1x	ca. 1900 x 330 mm
<b>2</b>	1x	ca. 1883 x 681 mm
<b>3</b>	1x	ca. 1869 x 330 mm
<b>4</b>	1x	ca. 760 x 330 mm
<b>5</b>	1x	ca. 667 x 315 mm
<b>6</b>	1x	ca. 667 x 315 mm
<b>7</b>	1x	ca. 760 x 330 mm
<b>8</b>	4x	ca. 757 x 172 mm
<b>9</b>	4x	ca. 707 x 307 mm


<b>10-L</b>	4x	ca. 310 x 88 mm
<b>10-M</b>	4x	ca. 695 x 88 mm
<b>10-R</b>	4x	ca. 310 x 88 mm
<b>11</b>	1x	ca. 1869 x 77 mm
<b>12</b>	3x	ca. 698 x 377 mm
<b>13</b>	6x	ca. 365 x 300 mm
<b>14</b>	1x	ca. 667 x 315 mm



<b>A</b> 8,0 x 30 mm  <b>24x</b>	<b>B</b>  <b>24x</b>	<b>C</b>  <b>24x</b>	<b>D</b>  <b>7x</b>	<b>E</b> 3,9 x 9,5 mm  <b>14x</b>	<b>F</b>  <b>1x</b>	<b>G</b> 3,0 x 40 mm  <b>6x</b>
<b>H</b> 17 x 310 mm  <b>8x</b>	<b>I</b> 6,3 x 13 mm  <b>16x</b>	<b>J</b> M4 x 9 mm  <b>8x</b>	<b>K</b>  <b>24x</b>	<b>L</b>  <b>4x</b>	<b>M</b> h=2  <b>4x</b>	<b>N</b> Ø35 Kr.0  <b>2x</b>
<b>O</b> 2,7 x 20 mm  <b>12x</b>	<b>P</b>  <b>2x</b>					



**1**

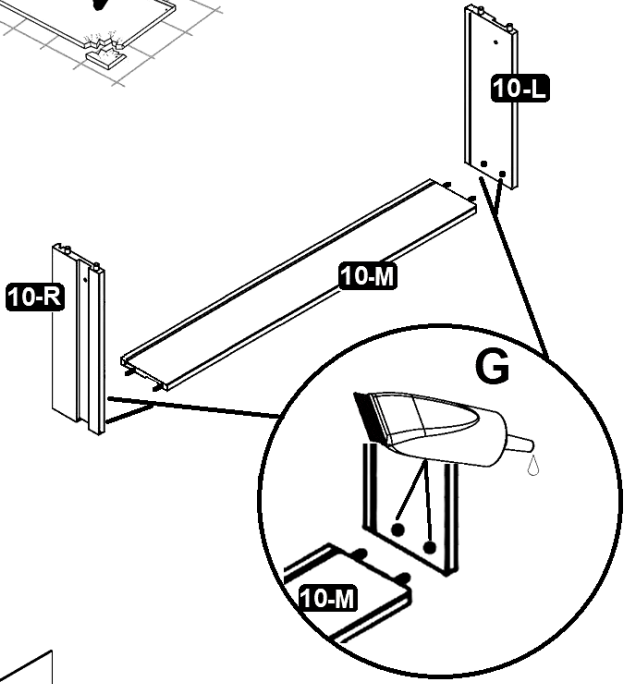


**G**

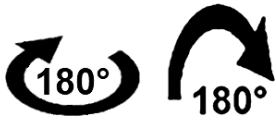
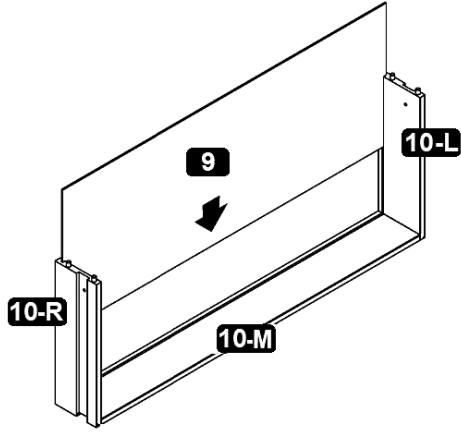
**1x**

D	Leim
GB	Glue
FR	Colle
IT	Colla
NL	Lijm
PL	Klej
CZ	Lepidlo
SK	Glej
HU	Enyv
RO	Adeziv
TR	Tutkal
RU	Клей

**4x**








**4x**

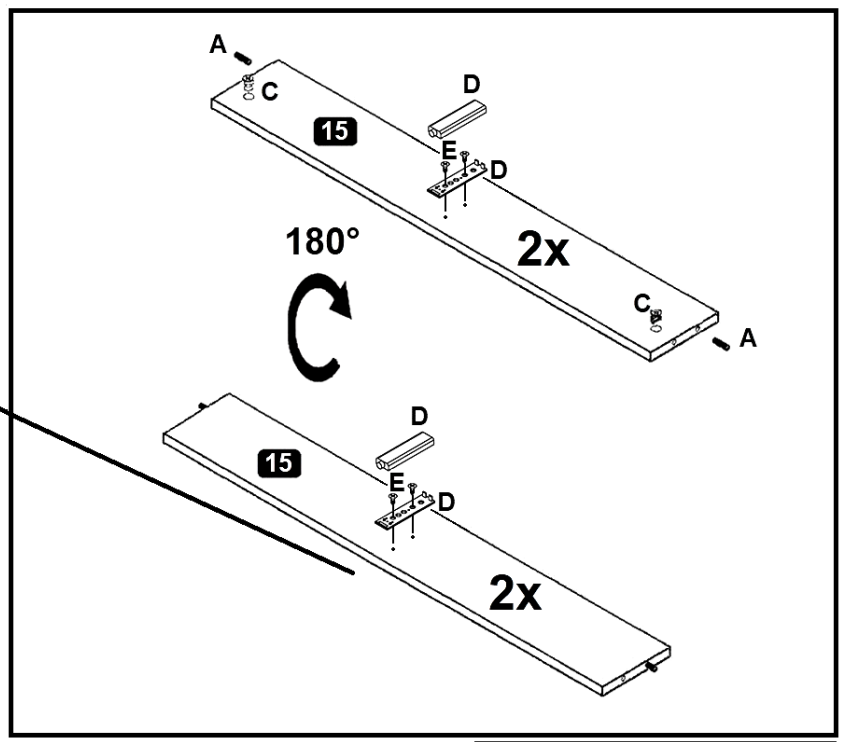
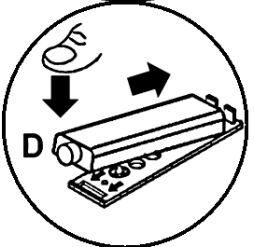
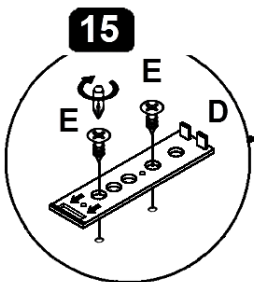
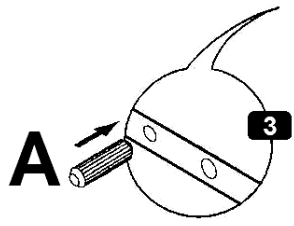
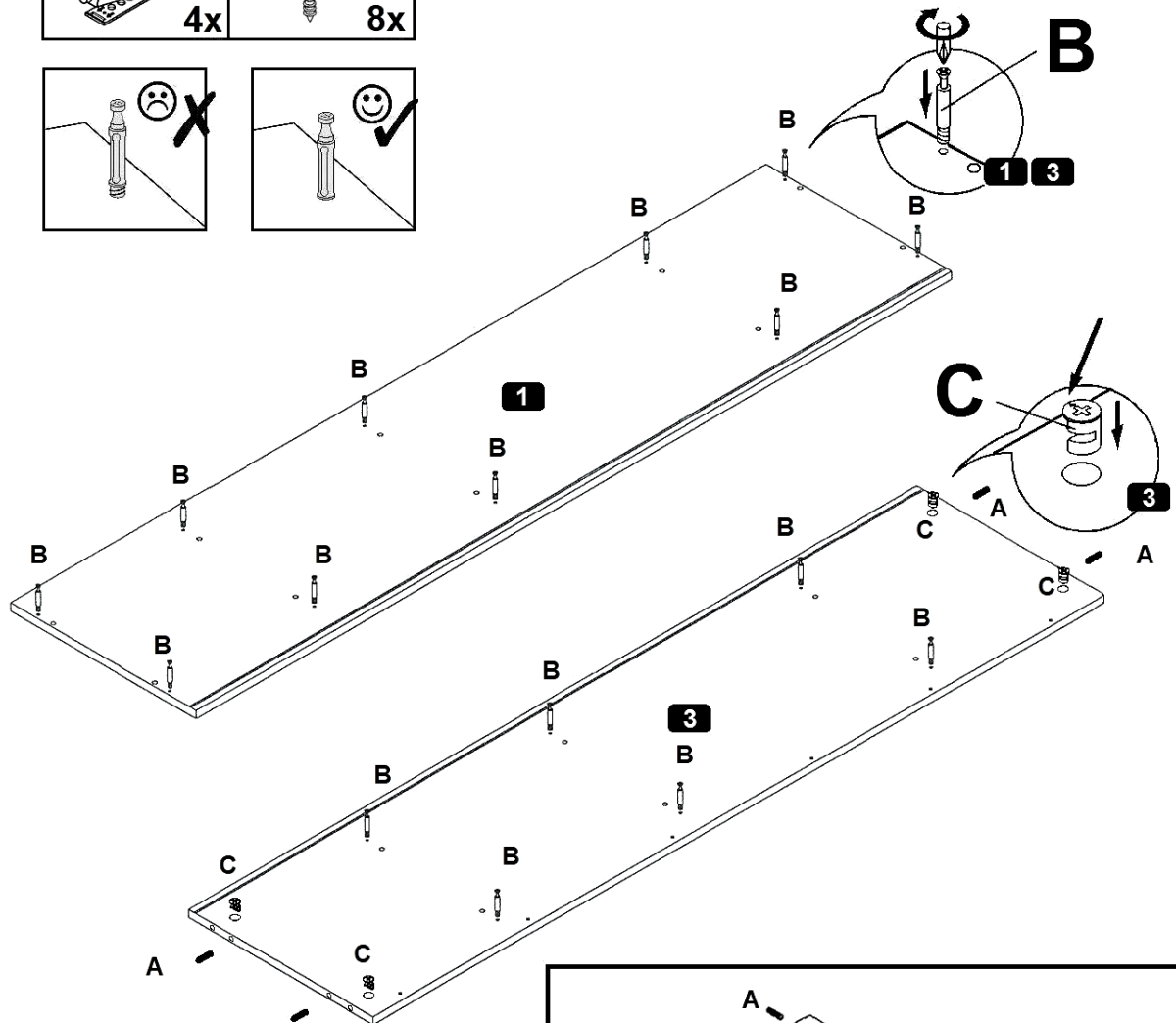

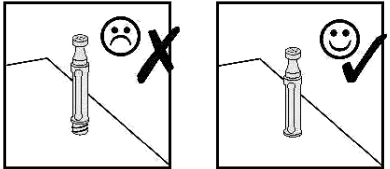


**4x**






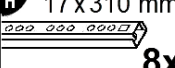



**20min**

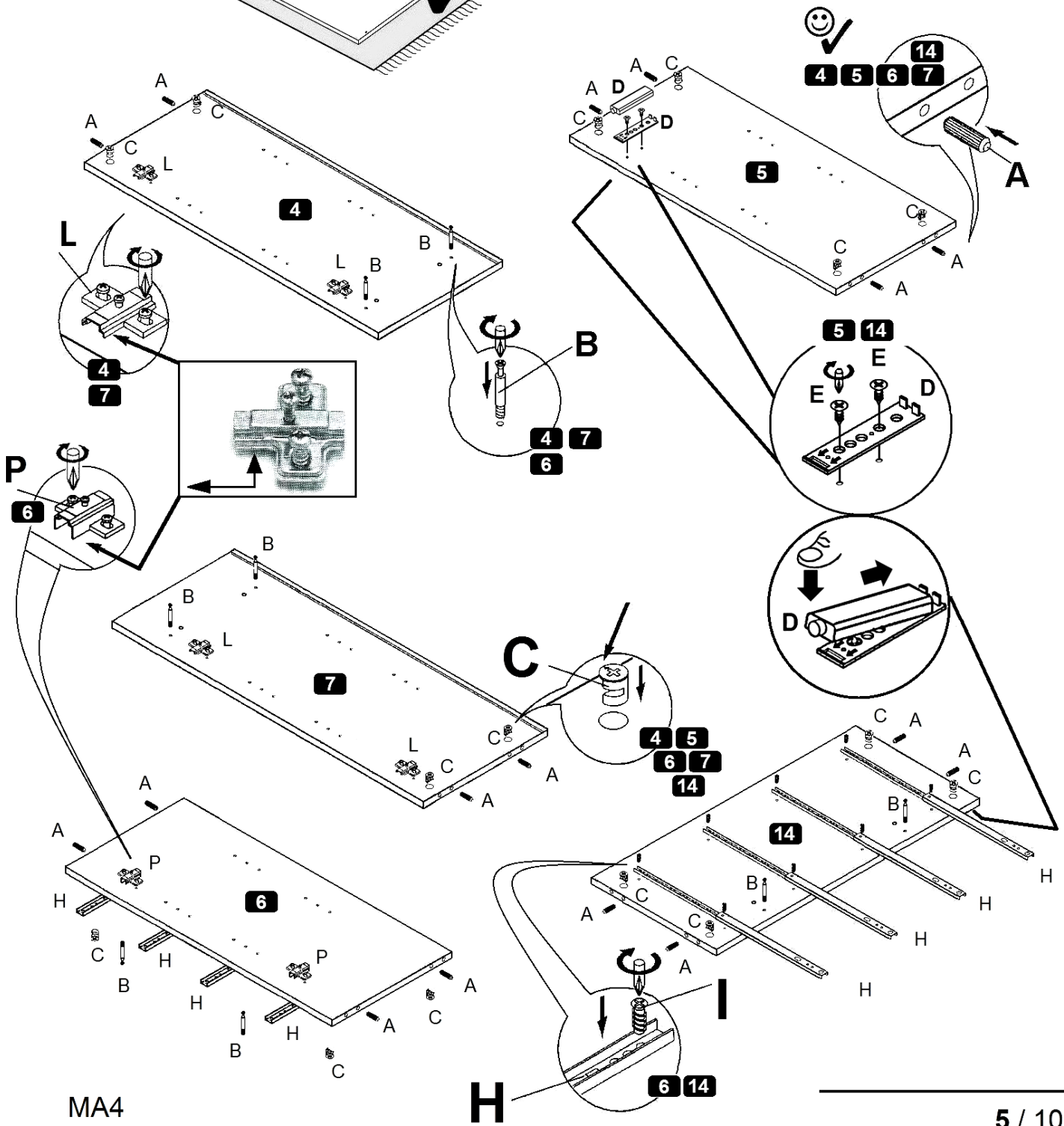
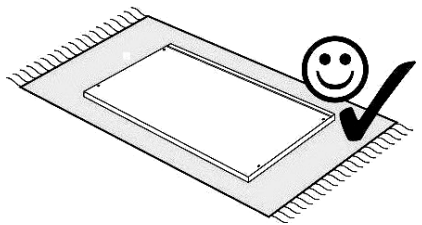

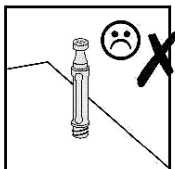
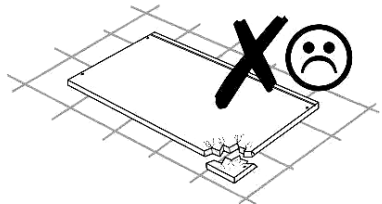
# 2

<b>A</b> 8,0 x 30 mm  <b>8x</b>	<b>B</b>  <b>16x</b>	<b>C</b>  <b>8x</b>
<b>D</b>  <b>4x</b>	<b>E</b> 3,9 x 9,5 mm  <b>8x</b>	



# 3

<b>A</b> 8,0 x 30 mm  <b>16x</b>	<b>B</b>  <b>8x</b>	<b>C</b>  <b>16x</b>	<b>D</b>  <b>3x</b>	<b>E</b> 3,9 x 9,5 mm  <b>6x</b>	<b>H</b> 17x310 mm  <b>8x</b>	6,3 x 13 mm  <b>16x</b>
<b>L</b>  h=2 <b>4x</b>	<b>P</b>  h=4 <b>2x</b>					

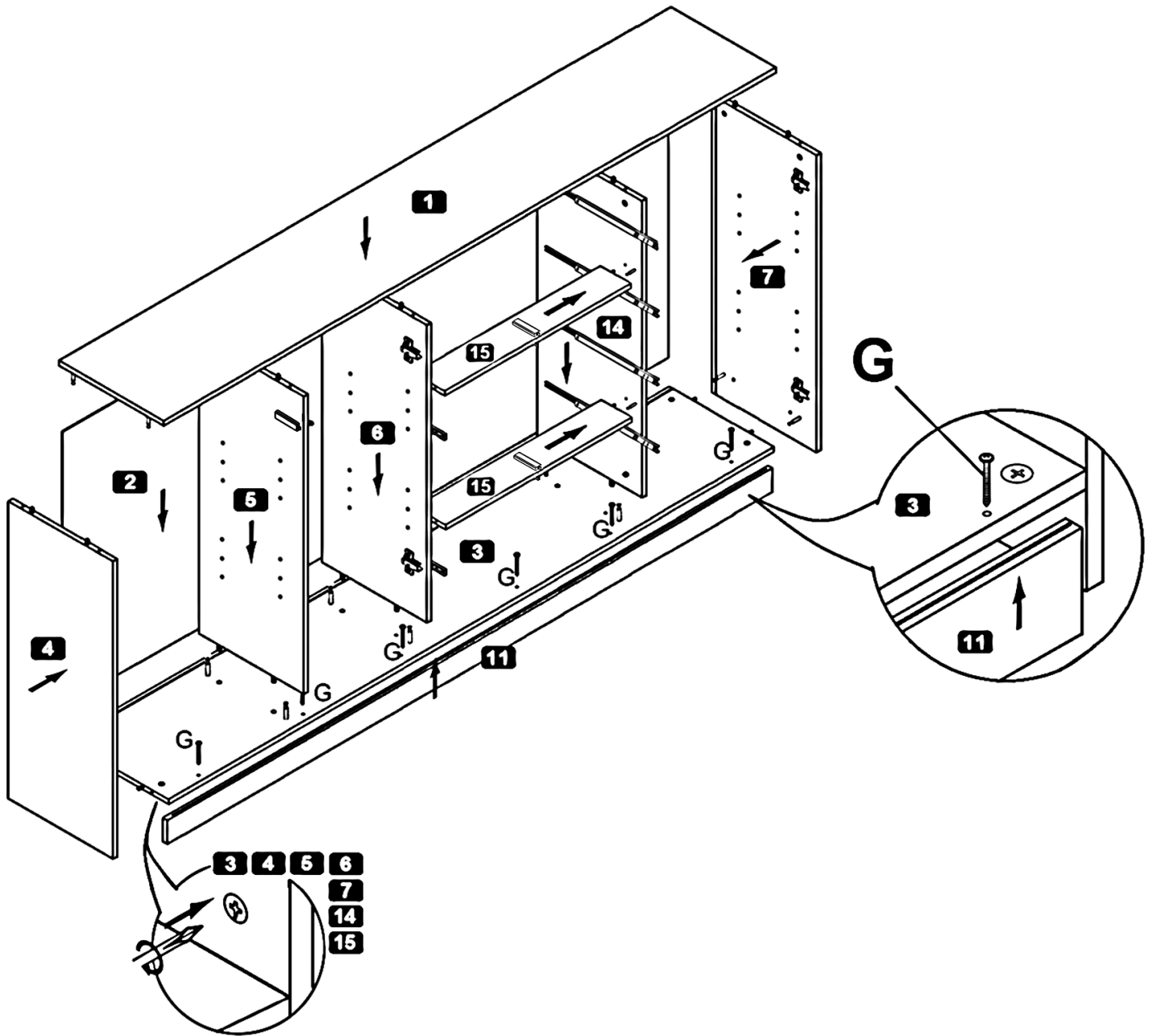


MA4


H

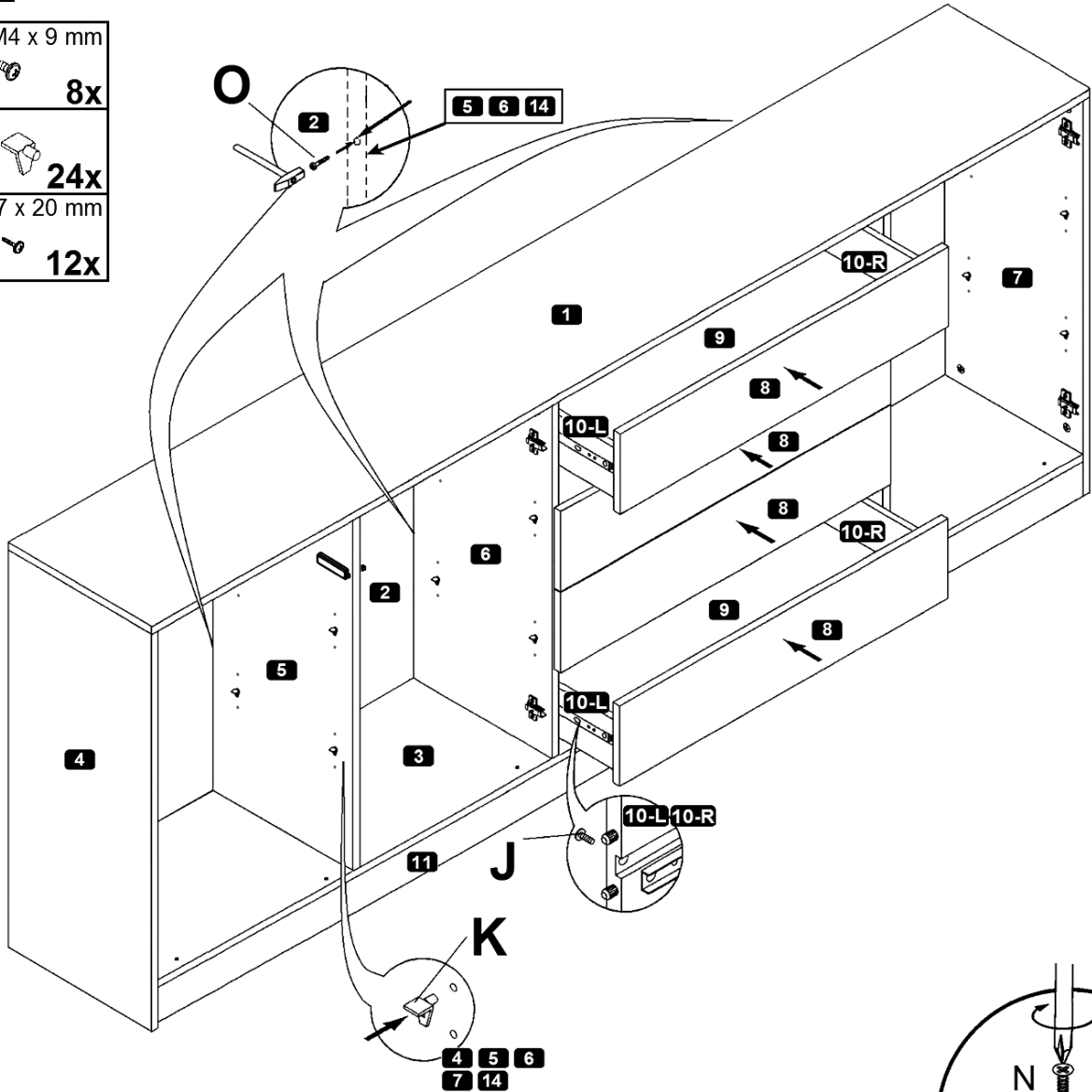
**4**

G 3,0 x 40 mm  
6x





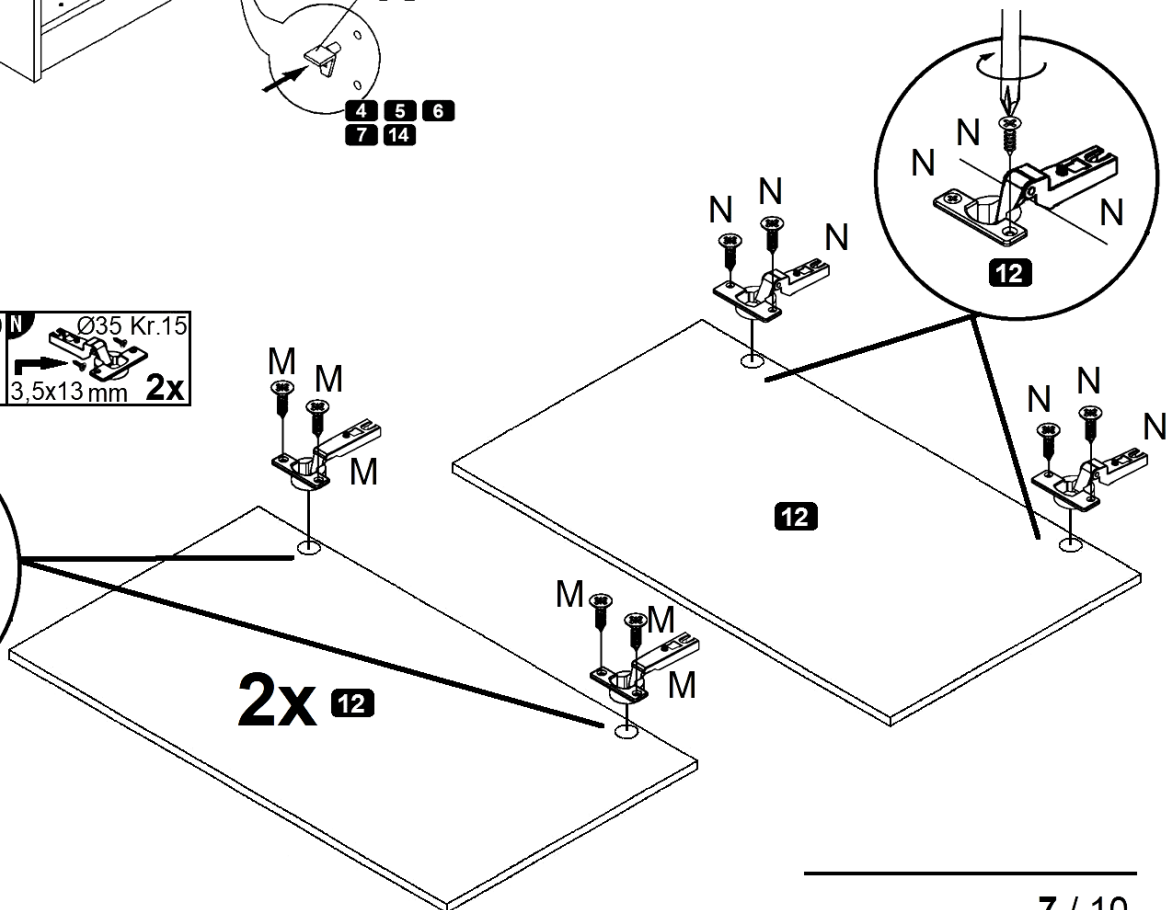
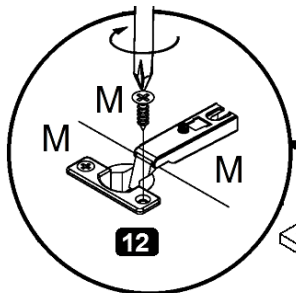
# 5

- J** M4 x 9 mm  
8x
- K**  24x
- O** 2,7 x 20 mm  
12x

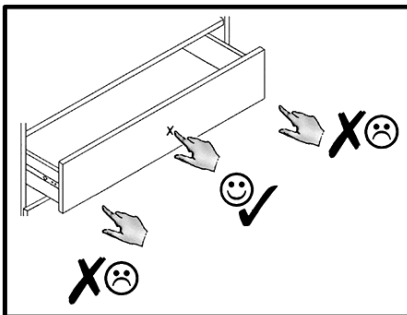
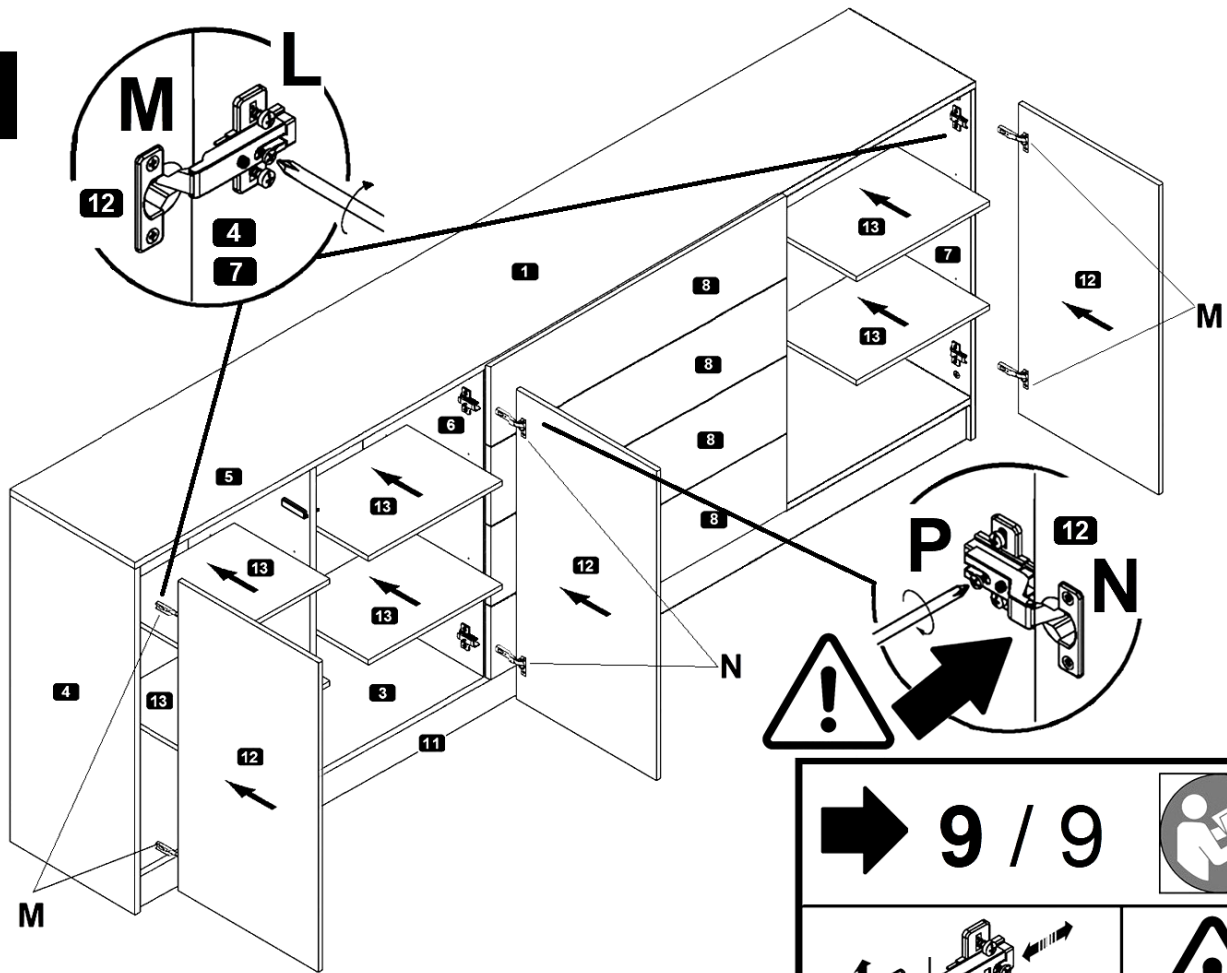


# 6

- M**  Ø35 Kr.0  
3,5x13 mm 4x
- N**  Ø35 Kr.15  
3,5x13 mm 2x



**7**

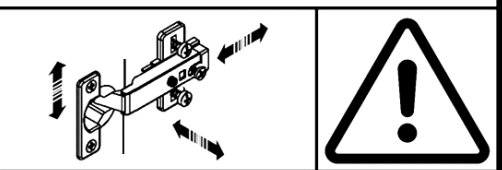


**8 / 9**



- (D) Push-To-Open einstellen
- (GB) Adjusting the Push-To-Open
- (FR) Régler les Push-To-Open
- (IT) Sistemare Push-To-Open
- (NL) Push-To-Open instellen
- (PL) Nastawić Push-To-Open
- (CZ) Vyrovnajte Push-To-Open
- (RO) Nastavenie Push-To-Open
- (HU) Állítsa be az Push-To-Open
- (SK) Reglare Push-To-Open
- (TR) Push-To-Open ayarlanması
- (RU) Регулировка Push-To-Open

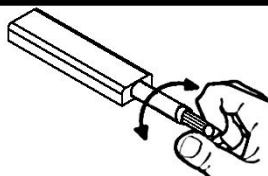
**9 / 9**



- (D) Türen einstellen (Scharniere justieren)
- (GB) Adjusting the doors (adjusting the hinges)
- (FR) Régler les portes (ajuster les charnières)
- (IT) Sistemare le porte (regolare le cerniere)
- (NL) Deuren instellen (scharnieren afstellen)
- (PL) Nastawić drzwi (wyregulować zawiasy)
- (CZ) Vyrovnajte dvířka (seřid'te závěsy)
- (RO) Nastavenie dverí (nastavenie závesov)
- (HU) Állítsa be az ajtókat (állítsa be a zsanérokot)
- (SK) Reglare uši (ajustare balamale)
- (TR) Kapıların ayarlanması (menteşelerin seviye ayarı)
- (RU) Регулировка дверей (регулировка шарнира)



8



(D) Push-To-Open einstellen

(CZ) Vyrovnajte Push-To-Open

(GB) Adjusting the Push-To-Open

(RO) Nastavenie Push-To-Open

(FR) Régler les Push-To-Open

(HU) Állítsa be az Push-To-Open

(IT) Sistemare Push-To-Open

(SK) Reglare Push-To-Open


(NL) Push-To-Open instellen

(TR) Push-To-Open ayarlanması

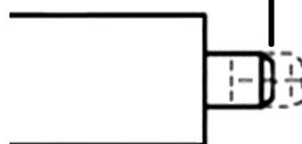

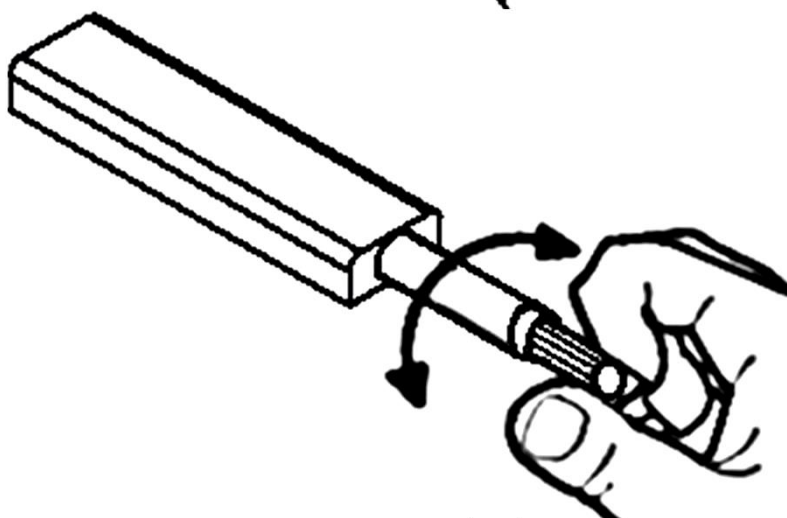
(PL) Nastawić Push-To-Open

(RU) Регулировка Push-To-Open

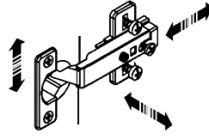
1.



2.



9



(D) Türen einstellen  
(Scharniere justieren)

(GB) Adjusting the doors  
(adjusting the hinges)

(FR) Régler les portes  
(ajuster les charnières)

(IT) Sistemare le porte  
(regolare le cerniere)

(NL) Deuren instellen  
(scharnieren afstellen)

(PL) Nastawić drzwi  
(wyregulować zawiasy)

(CZ) Vyrovnajte dvířka  
(seřid'te závěsy)

(RO) Nastavenie dverí  
(nastavenie závesov)

(HU) Állítsa be az ajtókat  
(állítsa be a zsanérokot)

(SK) Reglare uši  
(ajustare balamale)

(TR) Kapıların ayarlanması  
(menteşelerin seviye ayarı)

(RU) Регулировка дверей  
(регулировка шарнира)

