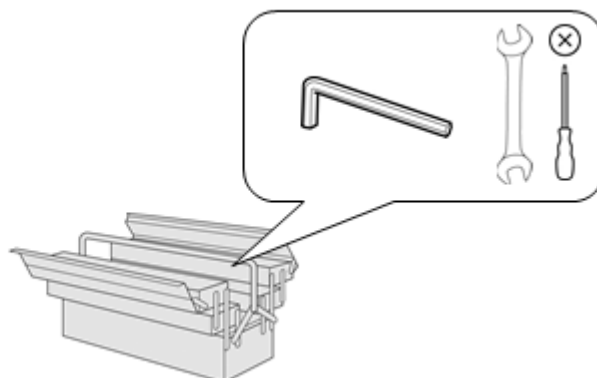
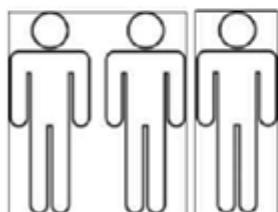



Maggy

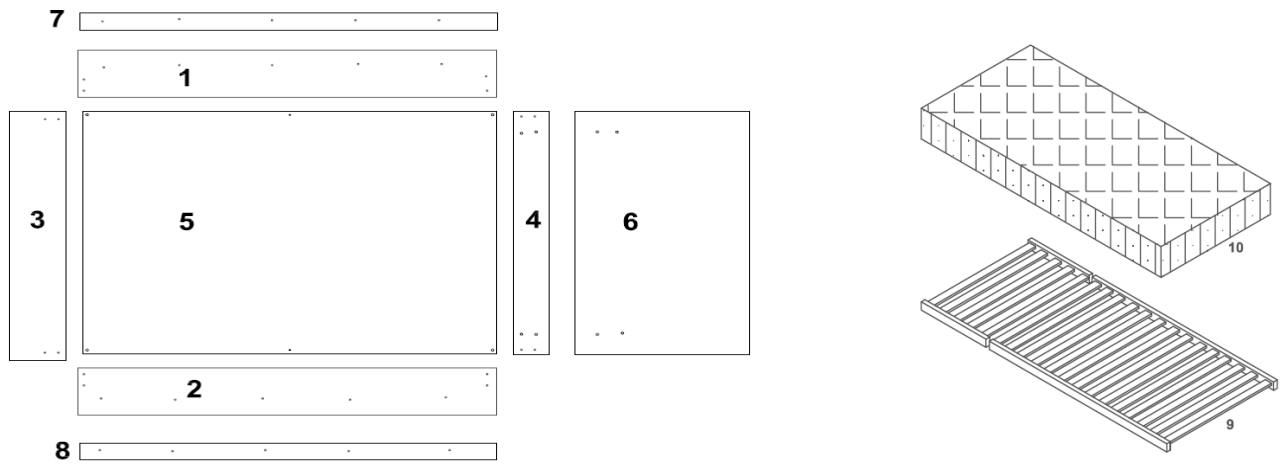


- | | |
|-----------------------------|----------------------------------|
| (D) Montageanleitung | (GB) Assembly instructions |
| (FR) Notice de montage | (NL) Handleiding voor de montage |
| (CZ) Montážní návod | (IT) Istruzioni di montaggio |
| (RO) Instrucțiuni de montaj | (RU) инструкция по сборке |
| (PL) Instrukcja montażu | (SK) Návod na montáž |
| (HU) Szerelési útmutató | (TR) Montaj talimati |




0
10
20
30
40
50
60
70
80
90
100
110
120
130
140
150
160
170
180
190
200

Service • Assistenza • Dienstverlening • Serwis Servis • Szerviz • Сервисная служба	
Name • Nom • Nome • Naam Nazwa • Jméno • Názov • Név Denumire • Ísim • Название	Maggy zerl.
Nr. • No. • N° • Номер • Č • Sz	SH55
Тур • Туре • Tip • Típus • Тіро Тип	MOT




Fu2	A	B	C	D	G	H	I	J	K	L
4x	16x 6x20	4x 8x60	4x M8	4x M8	4x 6x30	4x M6	2x 5x16	2x M5	2x 4,5x16	10x 6x40

1.



EW
 Handfest anziehen
 Ne serrez pas
 Nedotahujte
 Nu strângeți
 Nie dokrećać
 Ne húzza meg
 Do not tighten
 Nog niet vastdraaien
 Non serrare
 Не затягивайте
 Nedotahujte
 Sıkmayın




= 2x




2.

1 und 2 + 4



+5



Schrauben fest anziehen
 Serrer les vis
 Utáhněte šrouby
 Strângeți șuruburile
 Dokrećić śruby
 Húzza meg a csavarokat
 Tighten the screws
 Draai de schroeven
 Serrare le viti
 Затянуть винты
 Utiahnite skrutky
 Vidalagj sığın

3.




4.





Fu2

G




H



5.



6.

<p>B</p>  <p>4x 8x60</p>	<p>C</p>  <p>4x M8</p>	<p>D</p>  <p>4x M8</p>	<p>Achtung! Schrauben nicht überdrehen</p> <p>FR Attention! Ne serrez pas trop</p> <p>CZ Dávejte Pozor! Nepřetahujte</p> <p>RO Ai Grija! Nu strângeți</p> <p>PL Uwaga! Nie dokręcać zbyt mocno</p> <p>HU Vigyázz! Ne húzza túl</p> <p>GB Watch Out! Do not over tighten</p> <p>NL Let Op! Niet te vast</p> <p>IT Attenzione! Non stringere</p> <p>RU Осторожно! Не затягивайте</p> <p>SK Dávaj Pozor! Nepretahujte</p> <p>TR Dikkat! Üzerinde sıkmayın</p>
---	---	---	--

