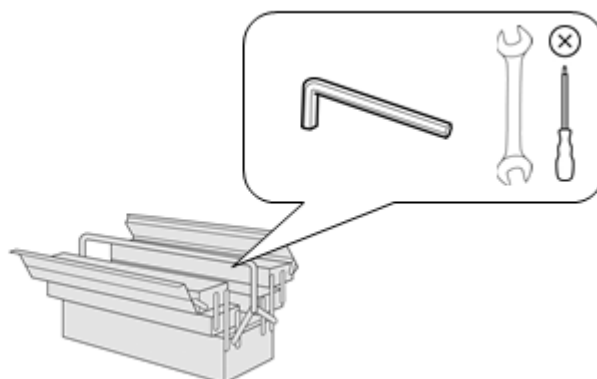
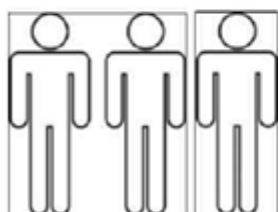


Lotus


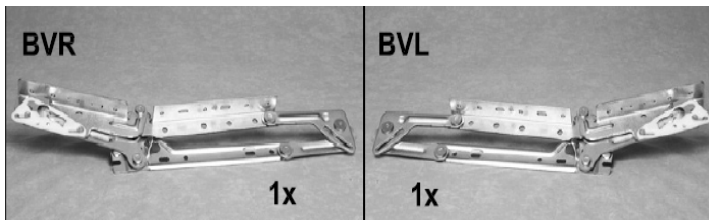
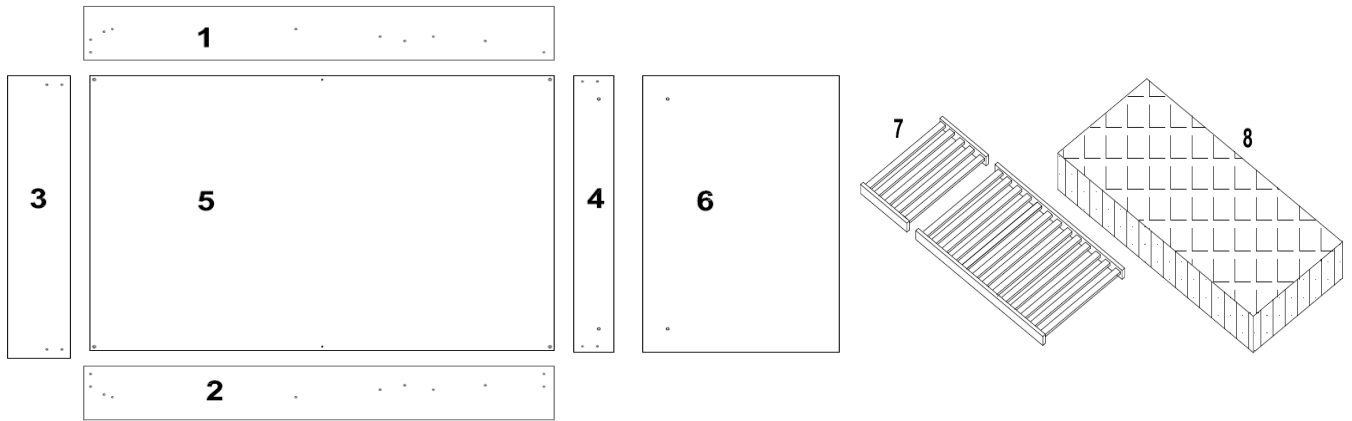


- | | |
|----------------------------------|---------------------------------------|
| D Montageanleitung | GB Assembly instructions |
| FR Notice de montage | NL Handleiding voor de montage |
| CZ Montážní návod | IT Istruzioni di montaggio |
| RO Instrucțiuni de montaj | RU инструкция по сборке |
| PL Instrukcja montażu | SK Návod na montáž |
| HU Szerelési útmutató | TR Montaj talimatı |



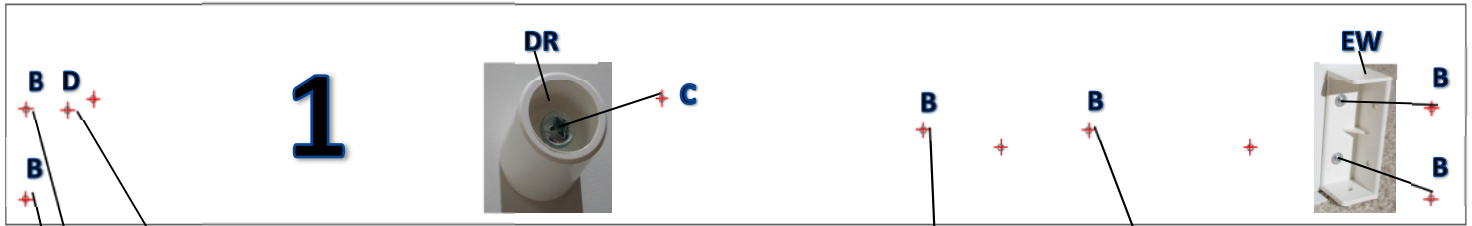
0
10
20
30
40
50
60
70
80
90
100
110
120
130
140
150
160
170
180
190
200

Service • Assistenza • Dienstverlening • Serwis Servis • Szerviz • Сервисная служба	
Name • Nom • Nome • Naam Nazwa • Jméno • Názov • Név Denumire • İsim • Название	Lotus zerl.
Nr. • No. • N° • Номер • Č • Sz	SH55
Typ • Type • Tip • Típus • Тіро Тип	LARO


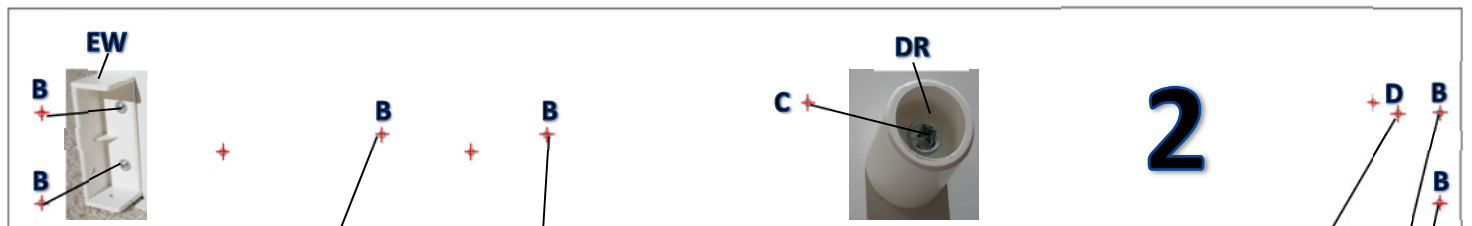



A	B	C	D	E	F	G	H	I	J	K	L
2x	20x 4,5x20	2x 6x35	2x 6x45	2x 4,5x45	2x 6x35	2x M8	2x M5	2x M5	2x 4,5x20	2x	2x 8x45
M	N	O	P	Q							
2x 8x20	2x M8	4x 8x60	4x M8	4x 8x60							

1.



Handfest anziehen
 Ne serrez pas
 Nedotahujte
 Nu strângeți
 Nie dokręcać
 Ne húzza meg
 Do not tighten
 Nog niet vastdraaien
 Non serrare
 Не затягивайте
 Nedotahujte
 Sıkmayın



Handfest anziehen
 Ne serrez pas
 Nedotahujte
 Nu strângeți
 Nie dokręcać
 Ne húzza meg
 Do not tighten
 Nog niet vastdraaien
 Non serrare
 Не затягивайте
 Nedotahujte
 Sıkmayın



2.



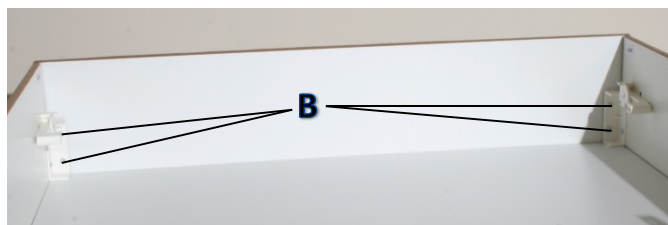

Schrauben fest anziehen
 Serrer les vis
 Utáhněte šrouby
 Strângeți șuruburile
 Dokrećić šrubby
 Húzza meg a csavarokat
 Tighten the screws
 Draai de schroeven
 Serrare le viti
 Затянуть винты
 Utiahnite skrutky
 Vidaları sıkın

3.






4.



5.




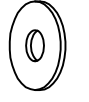

6.



7.





 4x 8x60	P 	Q 	Achtung! Schrauben nicht überdrehen FR Attention! Ne serrez pas trop CZ Dávej Pozor! Nepřetahujte RO Ai Grija! Nu strângeți PL Uwagaż! Nie dokręcać zbyt mocno HU Vigyázz! Ne húzza túl GB Watch Out! Do not over tighten NL Let Op! Niet te vast IT Attento! Non stringere RU Осторожно! Не затягивайте SK Dávaj Pozor! Nepretahujte TR Dikkat! Üzerinde sıkmayın
4x 8x60	4x 8x40	4x M8	

