

PALMERA / PALIANO /
PAPAYA / ADELLA
3200-2200
2020-10/01




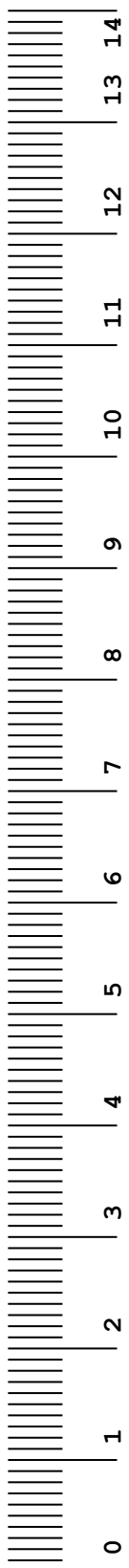


- | | | | |
|-----------|--------------------------------------------------------|-----------|-----------------------------------------------------|
| D | MONTAGEANLEITUNG
BEDIENUNGSANLEITUNG | GB | ASSEMBLY INSTRUCTIONS
INSTRUCTION MANUAL |
| NL | HANDLEIDING VOOR DE MONTAGE
GEBRUIKSAANWIJZING | PL | INSTRUKCJA MONTAŻU
INSTRUKCJA OBSŁUGI |
| TR | MONTAJ TALIMATI
KULLANIM KLAVUZU | RU | ИНСТРУКЦИЯ ПО МОНТАЖУ
ИНСТРУКЦИЯ ПО ЭКСПЛУАТАЦИИ |
| RO | INSTRUCȚIUNI DE INSTALARE
INSTRUCȚIUNI DE UTILIZARE | IT | ISTRUZIONI DI MONTAGGIO
MANUALE DI ISTRUZIONI |
| FR | NOTICE DE MONTAGE
MANUEL INSTRUCTIONS | SK | MONTÁŽNY NÁVOD
NÁVOD NA POUŽITIE |
| HU | KÖZGYŰLÉS UTASÍTÁSOK
KEZELÉSI UTASÍTÁS | CZ | MONTÁŽNÍ NÁVOD
NÁVOD K POUŽITÍ |
| SI | NAVODILA ZA MONTAŽO
NAVODILA ZA UPORABO | PT | INSTRUÇÕES DE MONTAGEM
MANUAL DO USUÁRIO |
| ES | INSTRUCCIONES DE MONTAJE
MANUAL DEL USUARIO | HR | UPUTE ZA MONTAŽU
UPUTE ZA UPOTREBU |

Name · Naam · Nazwa · Ísim · Название · Nume · Nome · Názov · Názov · Název · Neve

PALMERA / PALIANO / PAPAYA / ADELLA

Typ · Type · Tip · Тип · Tipo · Típus

3200; 2200


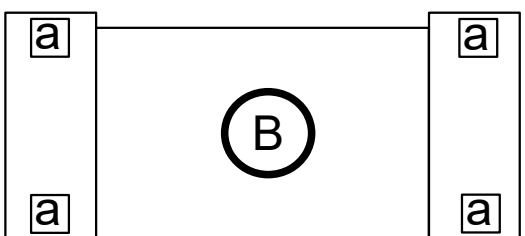

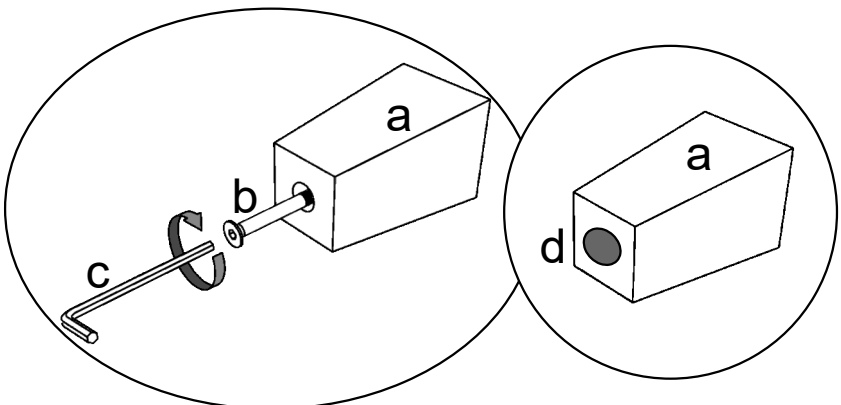
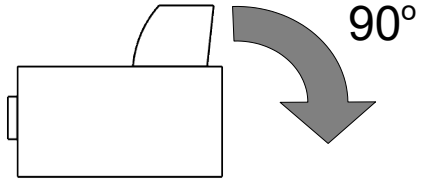


<p>a</p> <p>x4</p>	<p>b M8x110</p> <p>x4</p>	<p>c L-5</p> <p>x1</p>	<p>d</p> <p>x4</p>
--------------------	---------------------------	------------------------	--------------------



<p>a</p> <p>a1</p> <p>x4</p>	<p>b M8x20</p> <p>x4</p>	<p>c L-5</p> <p>x1</p>
------------------------------	--------------------------	------------------------

v1



v2

