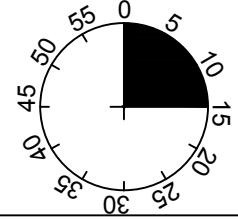

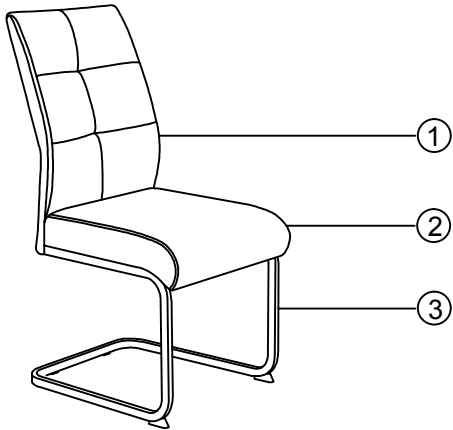


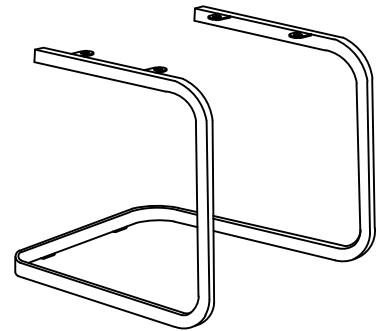
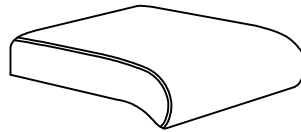
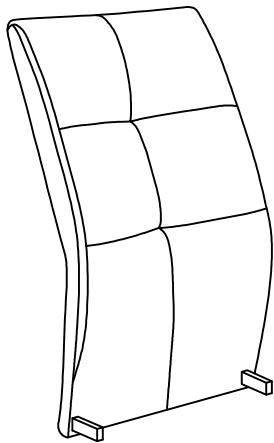
Ines



1

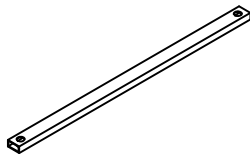
2

3

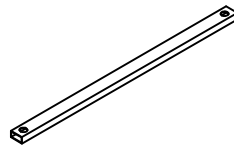


4

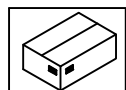
5



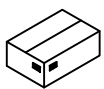
430mm



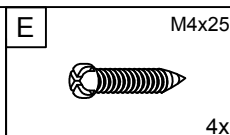
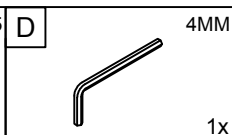
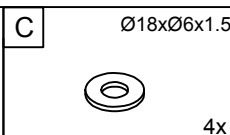
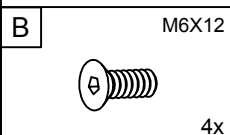
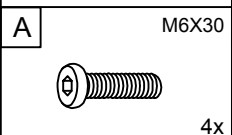
410mm



1	1x	1/2
2	1x	2/2
3	1x	1/2
4	1x	2/2
5	1x	2/2



1/2



I.

1

E M4x25
4x

F
2x

100%

2

B M6x12
4x

D 4MM
1x

75%

3

A M6x30
4x

C Ø18xØ6x1.5
4x

D 4MM
1x

75%

4

D 4MM
1x

100%



**LE TRI
+ FACILE**



Séparez les éléments avant de trier